

RASFF



The **R**apid **A**lert **S**ystem
for **F**ood and **F**eed

2015 annual report

RASFF annual report 2015

RASFF — The Rapid Alert System for Food and Feed — 2015 annual report

© European Commission — Health and Food Safety — 2016

Reproduction is authorised, provided the source is acknowledged

More information about RASFF — The Rapid Alert System for Food and Feed online:
http://ec.europa.eu/food/safety/rasff/index_en.htm

Europe Direct is a service to help you find answers to your questions about the European Union.

**Freephone number (*):
00 800 6 7 8 9 10 11**

(*) Certain mobile telephone operators do not allow access to 00 800 numbers or these calls may be billed.

More information on the European Union is available on the internet (<http://europa.eu>).

Luxembourg: Publications Office of the European Union, 2016

Print ISBN 978-92-79-58216-5 ISSN 1830-7302 doi:10.2875/603169 EW-AC-16-001-EN-C
PDF ISBN 978-92-79-58215-8 ISSN 2363-0965 doi:10.2875/112129 EW-AC-16-001-EN-N

© European Union, 2016

Reproduction is authorised provided the source is acknowledged.

Printed in Belgium

PRINTED ON RECYCLED PAPER

Preamble

Dear reader,

If you are familiar with the RASFF you can skip the first chapter freely and read in chapter two about the 'RASFF in 2015'. However, if you are unfamiliar with the RASFF or would like to know more, you are invited to go through the quick manual in chapter one. Enjoy the report!

Acronyms used in this report

AAC	Administrative Assistance and Cooperation System
ASEAN	Association of Southeast Asian Nations
BTSF	better training for safer food
CFU	colony-forming units
CSWD	Commission staff working document
DNA	Deoxyribonucleic acid
EC	European Commission
ECCP	European Commission contact point (for RASFF)
EEA	European Economic Area
EFSA	European Food Safety Authority
ELISA	enzyme-linked immunosorbent assay
EU	European Union
FFN	Food Fraud Network
HACCP	Hazard Analysis and Critical Control Points
HAV	hepatitis A virus
Havnet	Hepatitis A Lab Network
Infosan	International Food Safety Authorities Network
iRASFF	RASFF's online platform
IT	information technology
PCBs	polychlorinated biphenyls
PCR	polymerase chain reaction
RASFF	Rapid Alert System for Food and Feed
REFIT	regulatory fitness and performance programme
Traces	Trade Control and Expert System
TSEs	transmissible spongiform encephalopathies
US	United States

Contents

Preamble	3
Acronyms used in this report	4
1. A quick manual for the RASFF	6
The legal basis	6
The members	6
The system	6
2. RASFF in 2015	8
Where do RASFF notifications come from?	8
Notification numbers	9
3. What was notified in 2015: our selection	11
Food poisoning	11
Allergens	18
Pathogenic microorganisms	20
Mycotoxins in food	22
Feed	23
4. Focus on	26
Food Fraud Network	26
RASFF REFIT	27
Better training for safer food: 8 years of RASFF programme	28
5. RASFF facts and figures	30
Evolution of the number of notifications since 2011:	30
2015 — Top 10 number of notifications	34
Notifications — Country of origin	35
2013-2015 notifications by product category	38
2012-2015 notifications by hazard category	39
2015 notifications by hazard category and notifying country	41
2015 notifications by product category and notifying country	42
2015 non-member countries having provided follow-up	43
2015 notifications by hazard category and risk decision	44

1. A quick manual for the RASFF

The RASFF was put in place to provide food and feed control authorities with an effective tool to exchange information about serious risks detected in relation to food or feed. This exchange of information helps Member States to act more rapidly and in a coordinated manner in response to a health threat caused by food or feed. Its effectiveness is ensured by keeping its structure simple: it consists essentially of clearly identified contact points in the Commission, EFSA, EEA and at national level in member countries, exchanging information in a clear and structured way by means of an online system, **IRASFF**.

The legal basis

The legal basis of the RASFF is Regulation (EC) No 178/2002. Article 50 of this regulation establishes the rapid alert system for food and feed as a network involving the Member States, the Commission as member and manager of the system and EFSA. Also Switzerland and the EEA countries, Iceland, Liechtenstein and Norway are longstanding members of the RASFF.

Whenever a member of the network has any information relating to the existence of a serious direct or indirect risk to human health deriving from food or feed, this information is immediately notified to the Commission under the RASFF. The Commission immediately transmits this information to the members of the network.

Article 50.3 of the regulation lays down additional criteria for when a RASFF notification is required.

Without prejudice to other Community legislation, the Member States shall immediately notify the Commission under the rapid alert system of:

- (a) any measure they adopt which is aimed at restricting the placing on the market or forcing the withdrawal from the market or the recall of food or feed in order to protect human health and requiring rapid action;
- (b) any recommendation or agreement with professional operators which is aimed, on a voluntary

or obligatory basis, at preventing, limiting or imposing specific conditions on the placing on the market or the eventual use of food or feed on account of a serious risk to human health requiring rapid action;

- (c) any rejection, related to a direct or indirect risk to human health, of a batch, container or cargo of food or feed by a competent authority at a border post within the European Union.

Regulation (EC) No 16/2011 lays down requirements for members of the network and the procedure for transmission of the different types of notifications. A distinction is made between notifications requiring rapid action (alert notifications) and other notifications (information notifications and border rejection notifications). Therefore, definitions of these different types of notifications are added. In addition, the role of the Commission as manager of the network is detailed.

The members

All members of the system have out-of-hours arrangements (24/7) to ensure that in case of an urgent notification being made outside of office hours, on-duty officers can be warned, acknowledge the urgent information and take appropriate action. All member organisations of the RASFF — for which contact points are identified — are listed and their home pages can be consulted on the internet from the following RASFF web page:

http://ec.europa.eu/food/safety/rasff/members/index_en.htm

The system

RASFF notifications

RASFF notifications usually report on risks identified in food, feed or food contact materials that are placed on the market in the notifying country or detained at an EU point of entry at the border with an EU neighbouring country. The notifying country

reports on the risks it has identified, the product and its traceability and the measures it has taken.

According to the seriousness of the risks identified and the distribution of the product on the market, the RASFF notification is classified after verification by the Commission contact point as alert, information or border rejection notification before the Commission contact point transmits it to all network members.

- **Alert notifications**

An 'alert notification' or 'alert' is sent when a food, feed or food contact material presenting a serious risk is on the market and when rapid action is or might be required in a member country other than the notifying country. Alerts are triggered by the member of the network that detects the problem and has initiated the relevant measures, such as withdrawal or recall. The notification aims at giving all the members of the network the information necessary to verify whether the concerned product is on their market, so that they can take the necessary measures.

Products subject to an alert notification have been withdrawn or are in the process of being withdrawn from the market. Member States have their own mechanisms to carry out such actions, including the provision of detailed information through the media if necessary.

- **Information notifications**

An 'information notification' concerns a food, feed or food contact material for which a risk has been identified that does not require rapid action either because the risk is not considered serious or the product is not on the market at the time of notification.

Commission Regulation (EU) No 16/2011 defines two subtypes of information notification:

- 1) 'information notifications for follow-up' are related to a product that is or may be placed on the market in another member country;
- 2) 'information notifications for attention' are related to a product that:
 - (i) is present only in the notifying member country, or
 - (ii) has not been placed on the market, or
 - (iii) is no longer on the market.

- **Border rejection notifications**

A 'border rejection notification' concerns a consignment of food, feed or food contact material that was refused entry into the Community for reason of a risk to human health and also to animal health or to the environment if it concerns feed.

- **Original notifications and follow-up notifications**

A RASFF notification referring to one or more consignments of a food, feed or food contact material that were not previously notified to the RASFF is an 'original' notification, classified as alert, information or border rejection notification. In reaction to such a notification, members of the network can transmit 'follow-up' notifications which refer to the same consignments and which add information to the original notification such as information on hazards, product traceability or measures taken.

- **Rejected and withdrawn notifications**

An original notification sent by a member of the RASFF can be rejected from transmission through the RASFF system, as proposed by the Commission after verification and in agreement with the notifying country, if the criteria for notification are not met or if the information transmitted is insufficient.

An original notification that was transmitted through the RASFF can be withdrawn by the Commission in agreement with the notifying country if the information upon which the measures taken are based turns out to be unfounded or if the transmission of the notification was made erroneously.

RASFF news

A 'RASFF news' concerns any type of information related to the safety of food or feed which has not been communicated as an alert, information or border rejection notification, but which is judged interesting for the food and feed control authorities in member countries.

RASFF news items are sometimes based on information picked up in the media or forwarded by colleagues of food or feed authorities in non-member countries, EC delegations or international organisations, after having been verified with any member countries concerned.

2. RASFF in 2015

In 2015, work continued on important projects for RASFF, such as the fitness check of the general food law, on which an update is given in Chapter 3, and a project called 'FoodPath' seeking to improve data collection and analysis on traceability of information in the food chain. The latter involved a mandate given to EFSA to investigate data structures for the tracing backwards and forward of products in multinational food and feed safety incidents, considering the experience they had acquired in the *E. coli* and HAV outbreaks in recent years.

Since the year 2015 saw the close of a long-running RASFF BTSF programme, it is fitting to draw up the balance of this programme in Chapter 3.

Where do RASFF notifications come from?

RASFF notifications are triggered by a variety of things. Just over half of the total number of notifications concern controls at the outer EEA borders ⁽¹⁾ at points of entry or border inspection posts when the consignment was not accepted for import ('border control — consignment detained'). In some cases, a sample was taken for analysis at the border but the consignment was not detained there and was forwarded to its destination under customs seals ('border control — consignment under customs'). This means that it should remain stored there until the result of the analysis is available. In other cases the consignment was released ('border control — consignment released') without awaiting the analytical result, which means that the consignment would need to be retraced if the result is unfavourable and the product needs to be withdrawn from the market.

The second largest category of notifications concerns official controls on the internal market ⁽²⁾, accounting for 30 % of the notifications. Three special types of notifications are identified: when a consumer complaint (3 %), a company notifying the outcome of an own-check (13 %), or a food poisoning (2 %) is involved in the notification. See further down in

Chapter 2 for details on food poisoning cases. Food business operators are carrying out own-checks all the time, in the frame of their HACCP procedures or because of legal obligations. They are obliged to inform the competent authority if they found that a food that they have placed on the market may be injurious to human health ⁽³⁾. If necessary, the competent authority will use the information to launch a RASFF notification. The number of notifications triggered by a company own-check may be lower than reality because if such company own-checks are followed up by official controls, they are not always mentioned.

A small number of notifications are triggered by an official control in a non-member country. If a non-member country informs a RASFF member of a risk found during its official controls concerning a product that may be on the market in one of the member countries, the RASFF member may notify this to the Commission for transmission to the RASFF network. In 2015, four RASFF notifications and four RASFF news were transmitted on incidents that took place in non-member countries. Below is a bit of context regarding some of the notifications and news transmitted.

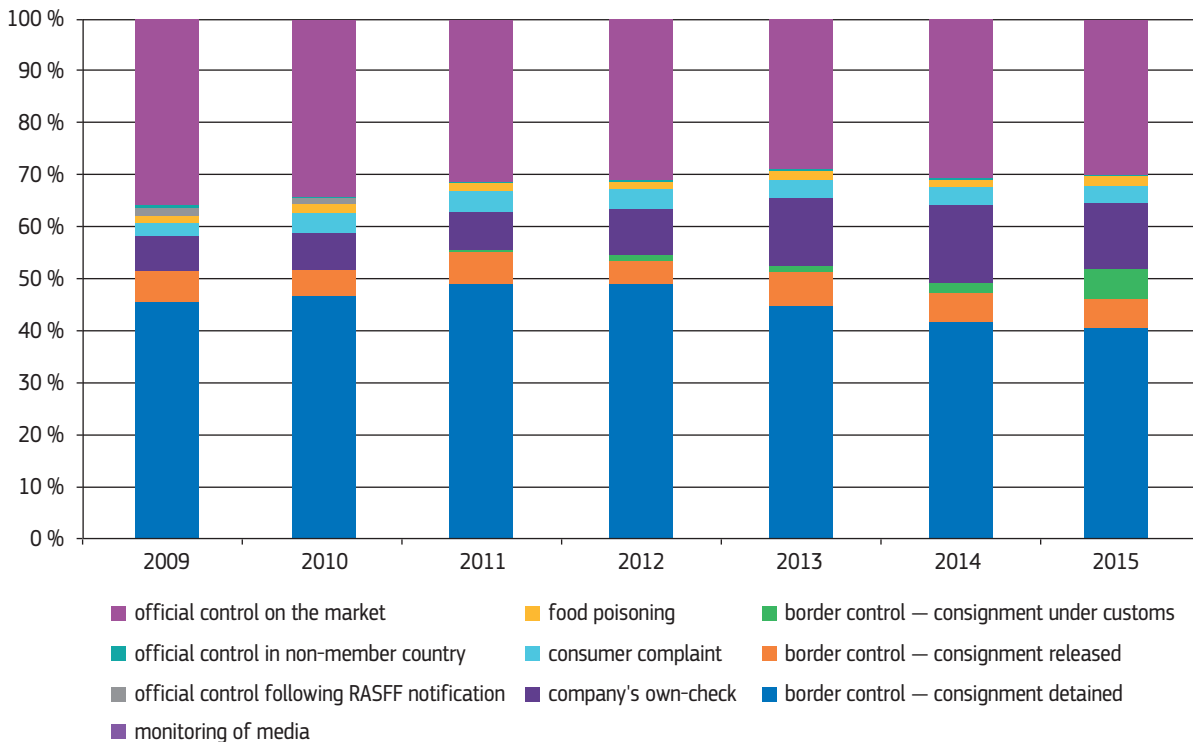
- RASFF news 15-768 — Unauthorised colour methyl yellow in raw materials and food products from Taiwan: on 5 January the ECCP received an email from the Taiwan Food and Drug Administration (TFDA) reporting on a food incident concerning illegal use of dimethyl yellow in foods from Taiwan. Information was given on distribution of products to German and Swedish food business operators. In the days that followed, Germany tracked distribution from Germany to Austria and Denmark. On 27 January, the Netherlands notified an alert based on information given by the Dutch importer of various products of bean curd having been adulterated with methyl yellow. Distribution of these products had taken place to 11 other Member States plus Switzerland. With further details provided by the TFDA, the products could be withdrawn from the market, many of them even before they reached the retailers.

⁽¹⁾ Since 2009, including Switzerland.

⁽²⁾ Products placed on the market in one of the member countries including Switzerland and the EEA countries Iceland, Liechtenstein and Norway.

⁽³⁾ Regulation 178/2002, Article 19(3).

RASFF notifications by notification basis



- RASFF news 15-774 — On 21 January the United Kingdom contact point sent a RASFF news about a number of food product recalls in US and Canada of ground cumin and products containing ground cumin, due to contamination with peanut protein and almond protein. The country of origin or cause of the contamination was unknown. The UK requested the ECCP to inform Infosan, which it did. After investigation, the incidents in the US and in Canada could not be connected to any products on the market in Europe but they did trigger a series of notifications indicating that also in Europe there were worrying issues relating to allergens in spices.
- RASFF alert 2015.0785 — In June, the Japanese authorities informed the Italian authorities of very high levels of *Listeria monocytogenes* in gorgonzola cheese from Italy. Despite a lack of detailed analytical data, the Italian authorities decided to transmit an alert through the RASFF informing 12 countries having received the product. Unfortunately, Italy received no further details from the Japanese authorities about the results of their investigation.
- Two RASFF news items were launched with information from the Russian authorities on two consignments with false bills of lading describing a different load than the frozen pork back fat that was found in the containers. A criminal investigation was started.

All information on the RASFF can be found on the website at:

http://ec.europa.eu/food/food/rapidalert/index_en.htm

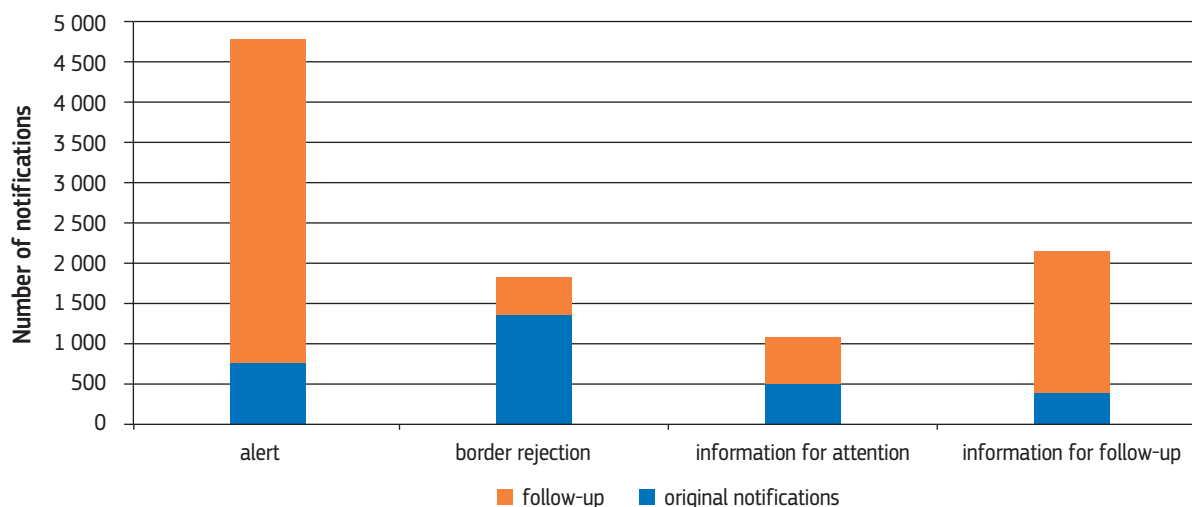
Notification numbers

In 2015, a total of 3 049 original notifications were transmitted through the RASFF, of which 775 were classified as alert, 392 as information for follow-up, 495 as information for attention and 1 387 as border rejection notification. These original notifications gave rise to 6 204 follow-up notifications, representing an average of two follow-ups per original notification. For alert notifications, this average rises to an impressive 5.2 follow-ups per original notification.

The overall figures present a 3.4 % decrease in original notifications compared to 2014 and a 5 % increase in follow-up notifications, resulting in an overall increase of 2 %.

Details of these trends are given on page 30. For original notifications, the focus is shifting to alert notifications. The number of border rejections, declining since 2011, had slightly increased in 2015. For follow-ups, the increase for alerts is significant for the second year in a row. This demonstrates

2015 RASFF notifications by class and type



that members of the network are progressively focusing their efforts on cases where serious risks with products placed on the market require rapid action to be taken, thereby increasing the efficiency of the network.

The RASFF news items transmitted internally in the network are not counted in the above figures nor represented in the charts in this report. There have been 41 RASFF news items sent together with 72 follow-ups.

After receipt of follow-up information, 25 alert, 33 information and seven border rejection notifications were withdrawn. Notifications that were withdrawn are further excluded from statistics and charts.

Eighty-nine notifications were rejected from transmission through the RASFF system, as proposed by the Commission after verification and in agreement with the notifying country, because, after evaluation, they were found not to satisfy the criteria for a RASFF notification (rejected notifications). This represents a 20 % decrease compared to 2014.

3. What was notified in 2015: our selection

Food poisoning



The term food poisoning, as used in this report, covers a broader spectrum of disease symptoms than the 'classic' food poisoning caused by pathogenic bacteria or viruses. As can be seen from the table on the following page, also undesirable chemicals, the composition of a food supplement or insufficient labelling not mentioning an allergenic substance can be the cause of food poisoning. In the table, a food poisoning incident is called an outbreak when more than one person is affected by the same source of illness. It is called a multicountry outbreak if the symptoms reported in different geographical locations can be linked back to the same food. The table does not cover all outbreaks or food poisoning incidents that occurred in the EEA in 2015. It does try to cover those incidents that led to a RASFF notification. It is possible that there were food poisoning incidents that were at the basis of a RASFF notification but that were not identified as such. It is also possible that an incident was not reported to RASFF because the product and outbreak had a local character and had no consequences for other RASFF members.

In 2015, 57 notifications were identified as triggered by a food poisoning event. In addition, two RASFF news items were related to food poisoning events: case 16 reports on an adverse reaction to a food supplement from Spain, with no other countries involved and case 56 reports on a hepatitis A outbreak that occurred in New Zealand related to imported frozen berries but for which no link was established to cases or products in Europe. These notifications are listed chronologically in the table below. On the highlighted notifications more information is given below the table.

A sizeable number of notifications were related to allergens, in 13 cases consumers suffered from allergic reactions due to the presence of an allergen that was not indicated on the label. In most cases it concerned egg. Another 13 notifications could be related to elevated histamine levels in tuna. Apart from these, 24 notifications related to pathogenic microorganisms, nine of which identified *Salmonella* in the food consumed.



Case	Date	Reference	PA	Notification type	Notified by	Origin	Subject	Recurrence	Risk decision	Distribution
1	28-Jan-15	2015.0097	1	food - food poisoning - alert	Denmark	the Netherlands	undeclared hazelnut and almond in peanut butter from the Netherlands		serious	Denmark, Faeroe Islands, Greenland and Iceland
2	6-Feb-15	2015.0137	49	food - food poisoning - alert	France	Poland	Salmonella enteritidis in frozen minced beef from Poland	recurrent country	serious	France
3	13-Feb-15	2015.0154	3	food - food poisoning - alert	France	France	norovirus in oysters from France		serious	Belgium, France and Italy
4	25-Feb-15	2015.0222	3	food - food poisoning - information for attention	Denmark	South Africa	adverse reaction caused by table grapes from South Africa		serious	Denmark
5	27-Feb-15	2015.0234	9*	food - food poisoning - alert	Sweden	France	foodborne outbreak suspected to be caused by oysters from France		serious	Sweden
6	11-Mar-15	2015.0293	22	food - food poisoning - alert	France	Poland	Salmonella enteritidis (presence / 25g) in frozen minced beef from Poland	recurrent country	serious	France
7	12-Mar-15	2015.0304	?	food - food poisoning - alert	Italy	France	norovirus in cupped oysters from France, re-immersed in water in Italy		serious	Italy
8	16-Mar-15	2015.0314	9*	food - food poisoning - alert	France	Germany	foodborne outbreak suspected to be caused by kebab meat from Germany		serious	
9	19-Mar-15	2015.0329	?	food - food poisoning - information for attention	Austria	Italy	norovirus (presence in 2 g) in chilled clams from Italy	recurrent country	serious	Austria, Czech Republic, Germany, Hungary, Italy and Slovakia
10	20-Mar-15	2015.0340	1	food - food poisoning - information for attention	Croatia	Spain raw material from Mexico	histamine (between 2692.18 and 4703.60 mg/kg - ppm) in defrozen tuna steak (Thunnus albacares) from Spain, with raw material from Mexico		serious	Croatia, Italy and United Kingdom
11	24-Mar-15	2015.0359	114*	food - food poisoning - alert	France	France	foodborne outbreak (Staphylococcal enterotoxin) suspected to be caused by raw milk cheese from France		serious	Belgium, France, Germany and Spain
12	2-Apr-15	2015.0415	3*	food - food poisoning - alert	Netherlands	Spain	foodborne outbreak suspected to be caused by frozen yellowfin tuna loins from Spain	recurrent country	serious	Belgium
13	4-Apr-15	2015.0435	2	food - food poisoning - alert	United Kingdom	United Kingdom	traces of milk in varieties of milk free milk chocolate from the United Kingdom		serious	Denmark, Guernsey and Jersey
14	9-Apr-15	2015.0453	2*	food - food poisoning - alert	Austria	Germany	foodborne outbreak suspected (Clostridium botulinum) to be caused by zucchini and tomatoes in vegetable oil from Germany		serious	Austria, Hungary, Slovenia and Switzerland

Case	Date	Reference	PA	Notification type	Notified by	Origin	Subject	Recurrence	Risk decision	Distribution
15	13-Apr-15	2015.0465	22	food - food poisoning - information for attention	France	Ecuador	histamine (1648 mg/kg - ppm) in canned tuna from Ecuador		serious	France
16	21-Apr-15	15-780	1*	food - food poisoning - news	Spain	Spain	adverse reaction caused by food supplement from Spain			Spain
17	30-Apr-15	2015.0539	48	food - food poisoning - alert	France	Spain	foodborne outbreak caused by mussels from Spain		serious	France and Portugal
18	7-May-15	2015.0561	1	food - food poisoning - alert	France	France	Listeria monocytogenes (6 000 CFU/g) in raw cow's milk cheese from France	recurrent country	serious	France, Hong Kong, Saint Martin and United Kingdom
19	8-May-15	2015.0571	90	food - food poisoning - alert	Sweden	Serbia	foodborne outbreak caused by and norovirus (2 out of 3 samples) in frozen raspberries from Serbia		serious	Denmark and Sweden
20	8-May-15	2015.0575	2	food - food poisoning - alert	Belgium	Poland	undeclared peanut (> 2 000 mg/kg - ppm) in raw material tahini from Poland, with raw material from Pakistan		serious	Belgium and Germany
21	11-May-15	2015.0581	1	food - food poisoning - alert	Norway	Bolivia	food poisoning suspected to be caused by organic quinoa flake from Bolivia, packaged in Denmark		serious	Denmark and Norway
22	12-May-15	2015.0586	2	food - food poisoning - alert	Sweden	Netherlands	undeclared egg in cod burger from the Netherlands		serious	Netherlands and Sweden
23	22-May-15	2015.0629	1	food - food poisoning - alert	United Kingdom	Ireland	Campylobacter (presence /25 g) in chicken liver parfait from Ireland		serious	Ireland and United Kingdom
24	7-Jul-15	2015.0873	140	food - food poisoning - information for attention	Sweden	Serbia	Salmonella enteritidis (presence) in spice mix with dried vegetables from Serbia	recurrent operator	serious	Sweden
25	17-Jul-15	2015.0945	11	food - food poisoning - alert	France	Italy	Salmonella Rissen (presence /10 g) in frozen minced meat from Italy		serious	France
26	29-Jul-15	2015.0987	7	food - food poisoning - information for attention	Italy	Sri Lanka	histamine (143-815 mg/kg - ppm) in frozen tuna fish loins (Thunnus albacares) from Sri Lanka		serious	Italy
27	31-Jul-15	2015.0998	2	food - food poisoning - alert	Ireland	Ireland	shigatoxin-producing Escherichia coli (O26 stx1+) in raw cow's milk cheese from Ireland		serious	Ireland, Switzerland and United Kingdom

Case	Date	Reference	PA	Notification type	Notified by	Origin	Subject	Recurrence	Risk decision	Distribution
28	10-Aug-15	2015.1034	1	food - food poisoning - information for attention	Spain	France	adverse reaction (to egg not declared on the packaging in Spanish) caused by dark chocolate-coated gluten free biscuits from France		serious	Spain
29	17-Aug-15	2015.1070	1	food - food poisoning - alert	Ireland	Germany	undeclared egg in salamis from Germany		serious	Ireland, Romania and Sweden
30	18-Aug-15	2015.1077	1*	food - food poisoning - information for follow-up	Slovakia	Slovakia	suspicion of botulinum toxin in chickpea spread from Slovakia		not serious	Austria, Czech Republic and Slovakia
31	21-Aug-15	2015.1090	105	food - food poisoning - information for attention	Austria	Austria	Salmonella Stanley (present /25 g) in frozen turkey kebab from Austria, with raw material from Hungary		serious	Austria
32	25-Aug-15	2015.1101	4	food - food poisoning - alert	Italy	processed in Spain, with raw material from Mexico	histamine in thawed yellowfin tuna processed in Spain, with raw material from Mexico		serious	Croatia, Germany and Italy
33	2-Sep-15	2015.1126	3	food - food poisoning - alert	Italy	Spain	foodborne outbreak (scombroid syndrome) caused by and histamine (6 860 mg/kg - ppm) in thawed raw tuna steak from Spain		serious	France, Italy and Spain
34	15-Sep-15	2015.1174	1	food - food poisoning - alert	Sweden	produced in Chile packaged in Lebanon via Germany	insufficient labelling (no instructions on the label how to prepare the lupin seeds to remove the lupanin) of lupin seeds produced in Chile, packaged in Lebanon, via Germany		serious	Bulgaria, Denmark, Netherlands and Sweden
35	17-Sep-15	2015.1177	12	food - food poisoning - information for attention	Croatia	Italy	histamine (4 004.4; 1 180 mg/kg - ppm) in defrosted tuna from Italy	recurrent country	serious	Croatia
36	17-Sep-15	2015.1180	?	food - food poisoning - information for attention	Italy	Spain	histamine (2 268 mg/kg - ppm) in defrosted tuna filets from Spain, with raw material from Mexico	recurrent country	serious	Italy
37	18-Sep-15	2015.1188	2	food - food poisoning - information for attention	Netherlands	Netherlands	Salmonella infantis (presence /25 g) in seasoned beef thick skirts from the Netherlands, with raw material from Lithuania		serious	Netherlands
38	28-Sep-15	2015.1221	4	food - food poisoning - alert	Portugal	Portugal	Clostridium botulinum in sausages from Portugal		serious	Portugal
39	2-Oct-15	2015.1239	0	food - food poisoning - alert	Hungary	Turkey via the United Kingdom	Salmonella Potsdam (presence /25 g) in roman cumin powder from Turkey, via the United Kingdom		serious	Hungary

Case	Date	Reference	PA	Notification type	Notified by	Origin	Subject	Recurrence	Risk decision	Distribution
40	2-Oct-15	2015.1238	1	food - food poisoning - alert	Sweden	Denmark	traces of egg (0.82 g/kg) in frozen minced beef steak and meatballs from Denmark		serious	Sweden
41	6-Oct-15	2015.1258	15	food - food poisoning - information for attention	Germany	Spain	histamine (308; 784 mg/kg - ppm) in chilled yellowfin tuna loins from Spain	recurrent country	serious	Germany
42	7-Oct-15	2015.1262	3*	food - food poisoning - information for attention	Italy	Spain	foodborne outbreak suspected to be caused by histamine (121; 111; 154 - 126; 335; 790 mg/kg - ppm) in chilled yellowfin tuna loins from Spain	recurrent country	serious	Italy
43	9-Oct-15	2015.1272	1	food - food poisoning - alert	Sweden	Netherlands	traces of egg in frozen fish burgers from the Netherlands		serious	Sweden
44	14-Oct-15	2015.1290	30	food - food poisoning - alert	France	France	foodborne outbreak caused by and histamine (3 660; 2 730; 880; 1 000; 2 510; 4 260; 3 900; 3 400; 3 050; 3 570; 2 450; 2 910 mg/kg - ppm) in thawed prepared tuna loins from France		serious	Belgium, Denmark, Germany, Ireland, Italy, Netherlands and United Kingdom
45	15-Oct-15	2015.1294	?	food - food poisoning - alert	Italy	France	histamine (355; 522; 191; 192; 1212; 180; 126; 313; 359 mg/kg - ppm) in chilled tuna (Thunnus albacares) filets from France		serious	Italy
46	20-Oct-15	2015.1306	15	food - food poisoning - alert	France	France	Salmonella enteritidis (presence /25 g) in raw milk reblochon from France		serious	Belgium, France, Germany, Japan, Spain, Switzerland, Taiwan and United Kingdom
47	21-Oct-15	2015.1309	4*	food - food poisoning - information for attention	Norway	Vietnam	Staphylococcal enterotoxin in and foodborne outbreak suspected to be caused by pangasius filets from Vietnam		serious	Norway
48	28-Oct-15	2015.1347	?*	food - food poisoning - information for attention	Italy	processed in Italy raw material from South Korea	food poisoning suspected to be caused by thawed yellowfin tuna filets processed in Italy, with raw material from South Korea		serious	Italy
49	30-Oct-15	2015.1362	1	food - food poisoning - alert	Italy	Spain raw material from Mexico	histamine (1 588; > 1 920; 302; 1 918; 1 459 mg/kg - ppm) in frozen skinless yellowfin tuna loins (Thunnus albacares) from Spain, with raw material from Mexico	recurrent country	serious	Italy

Case	Date	Reference	PA	Notification type	Notified by	Origin	Subject	Recurrence	Risk decision	Distribution
50	4-Nov-15	2015.1388	2	food - food poisoning - alert	Norway	Norway	undeclared egg in sauce powder from Norway		serious	Faeroe Islands, Iceland and Norway
51	9-Nov-15	2015.1405	1	food - food poisoning - alert	Germany	unknown origin via the Netherlands	histamine (755 mg/kg - ppm) in chilled tuna fillets (<i>Thunnus albacares</i>) from unknown origin, via the Netherlands	recurrent country	serious	Belgium, Cyprus, Germany, Italy and Luxembourg
52	9-Nov-15	2015.1411	2	food - food poisoning - information for attention	Norway	Norway	undeclared egg in sauce powder from Norway		serious	Faeroe Islands
53	1-Dec-15	2015.1512	1	food - food poisoning - alert	Germany	Italy	undeclared lactoprotein (10 812; 14 762 mg/kg - ppm) and lactose (13 g/100 g) in ice cream premixture from Italy		serious	Belgium, Germany and Netherlands
54	7-Dec-15	2015.1543	44	food - food poisoning - alert	Netherlands	Netherlands	Salmonella typhimurium (type MLVA: 2-23-8-8-212) in beef spread (filet américain) from Belgium from the Netherlands, with raw material from Poland, Denmark, Belgium and the Czech Republic		serious	Belgium, Czech Republic, Denmark, France, Germany, Greenland, Netherlands, Spain and United Kingdom
55	8-Dec-15	2015.1549	6	food - food poisoning - information for attention	Sweden	Lebanon	undeclared peanut (> 1 g/kg) in tahini from Lebanon		serious	Sweden
56	11-Dec-15	15-808		food - monitoring of media - news	Commission Services		foodborne outbreak in New Zealand suspected (hepatitis A virus) to be caused by frozen berry products		serious	New Zealand
57	14-Dec-15	2015.1586	1	food - food poisoning - alert	Sweden	France	undeclared egg in frozen breaded turkey from France		serious	Finland and Sweden
58	18-Dec-15	2015.1603	1*	food - food poisoning - alert	Denmark	Morocco packaged in Belgium via France	norovirus (GGII) in frozen strawberries from Morocco, packaged in Belgium, via France		serious	Denmark
59	24-Dec-15	2015.1646	1	food - food poisoning - information for follow-up	Germany	Hungary	adverse reaction caused by sour cherries from Hungary		undecided	Germany

* There was inconclusive evidence linking the food with the patients' symptoms.

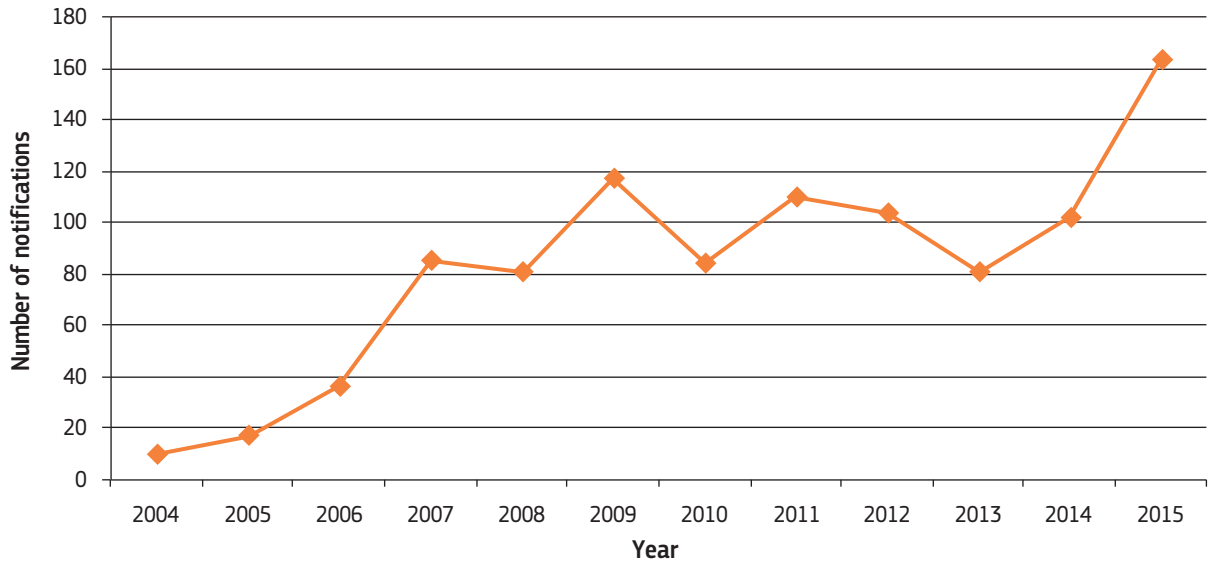
PA = persons affected, reported at the time of the original notification, i.e. the figure does not necessarily represent the total number of persons affected.

<i>Salmonella enteritidis in frozen minced beef from Poland</i>	<p>Cases 2 and 6</p> <p>In early 2015, there were two notifications by France relating to outbreaks with <i>Salmonella enteritidis</i> that appeared to have the same source. In January, the French Public Health Institute informed the Ministry of Agriculture about cases of <i>Salmonella enteritidis</i>. Following epidemiological investigations, the common element between the cases was consumption of frozen minced meat distributed by the 'Restaurants du Coeur', an association for the most deprived people. This meat was supplied by one Polish producer. Failing guarantees from the Polish authorities, distribution of all batches of minced meat coming from this operator were stopped and only to be released if representative sampling gave negative results.</p>
<i>Undeclared egg in cod burger from the Netherlands</i>	<p>Cases 22 and 43</p> <p>On 6 May, two Swedish children showed egg allergy symptoms after eating cod burger from the Netherlands. The product was analysed and egg protein was found. The manufacturer investigated the presence of undeclared egg in the product but could not find a cause for the contamination. In the extended own-checks by the recipient company in Sweden traces were found of egg protein in another product by the same Dutch manufacturer. It was reported that the product had been produced on the same production line as the previous recall. Another case of food poisoning (case 43) occurring much later in the year turned out to have been caused by the very same product that had been subject to recall in May. Investigations showed that an incomplete recall in Sweden allowed for the additional food poisoning to occur.</p>
<i>Undeclared egg in salami from Germany</i>	<p>Case 29</p> <p>On the basis of a consumer complaint reporting illness in a child, the Irish importer of a German salami contacted the German manufacturer to check the product specification. The manufacturer confirmed that a minute amount of egg-lysozyme (< 2.5 ppm) was used in the parmesan coating which they had not declared as an allergen on the ingredients list. The importer decided to recall the two implicated products. The Food Safety Authority of Ireland issued an allergen alert on its website informing consumers of the recall and the reason why. The importer intended to change the label to reflect the presence of egg allergen in the parmesan coating of the salami. The German authorities verified that the manufacturer included the allergenic ingredient 'egg' in the list of ingredients without delay.</p>
<i>Insufficient labelling (no instructions how to prepare the product) of lupine seeds</i>	<p>Case 34</p> <p>One person became ill with stroke-like symptoms after eating bitter lupine seeds. The consumer thought that he had bought the sweet seeds but they were the bitter kind. Bitter lupine seeds have to be prepared to reduce the amount of lupanine. According to the risk assessments at the National Food Agency in Sweden, intoxication occurs at 25-46 mg alkaloids/kg body weight for a person weighing 60 kg and at 11-25 mg alkaloids/kg body weight in children weighing 15 kg. During the investigation at the retailers, the competent authority found three different brands of bitter lupine seeds. No instructions were found on the label of any of the three brands to inform the consumer as to how to prepare the lupine seeds to remove lupanine. Tests performed by the National Food Agency in Sweden found lupanine up to 20 000 mg/kg.</p>
<i>Foodborne outbreak caused by histamine in thawed prepared tuna loins from France</i>	<p>Case 44</p> <p>A food processor in France decided to recall several batches of tuna after consumer complaints (16 cases identified with histamine poisoning symptoms). All consumer complaints were related to the consumption of batches of defrosted tuna loins that came from the same raw material. Recipient lists were made available for Ireland, Denmark and Italy and also two posters (one for pre-packaged products and the other for fresh tuna loins). The next day, Denmark reacted with information of an outbreak in Denmark concerning 12 cases of tuna served for dinner at a hotel. High levels of histamine were found in the tuna sampled and Denmark identified additional distribution to Germany. Taking into account the illnesses in France as well as in Denmark, this incident was identified as a 'multicountry outbreak'. Several days later, the French contact point advised concerning two new food poisonings in France related to the same product but different batches. Therefore, the measures were extended to further batches with distribution to Denmark, Ireland, Italy, the Netherlands and the United Kingdom. From investigations at the operator's plant, a problem at the defrosting stage was reported for the batches that were subject to the measures.</p>
<i>Foodborne outbreak in New Zealand (hepatitis A virus) suspected to be caused by frozen berry products</i>	<p>Case 56</p> <p>The ECCP was contacted by the Italian national contact point drawing our attention to information in the media regarding an outbreak with HAV in New Zealand. On the Infosan extranet, extra information was published regarding the investigations in New Zealand. The virus sequence was identical to an earlier outbreak in Australia and a case in Canada. As the analysis was carried out at Dutch National Institute for Public Health and the Environment, the ECCP asked the Dutch contact point how the sequence compared with the outbreaks in Europe in 2013. Colleagues from European Centre for Disease Prevention and Control verified that they had not received any information on HAV cases that might be related. The sequence was made available on the Infosan extranet. Sequences of cases in New Zealand, Australia and Canada are stored in the Havnet database. The New Zealand strain is type IA with China as a most likely region of origin, based on sequence comparison. The strain shows little resemblance to the type IA strain of the outbreak in Italy in 2013/2014. The sequences of the fragments of 460 bp of these two outbreaks prepared according to the Havnet protocol share 95.65 % identity (98.5-100 % is considered closely related).</p>

Allergens

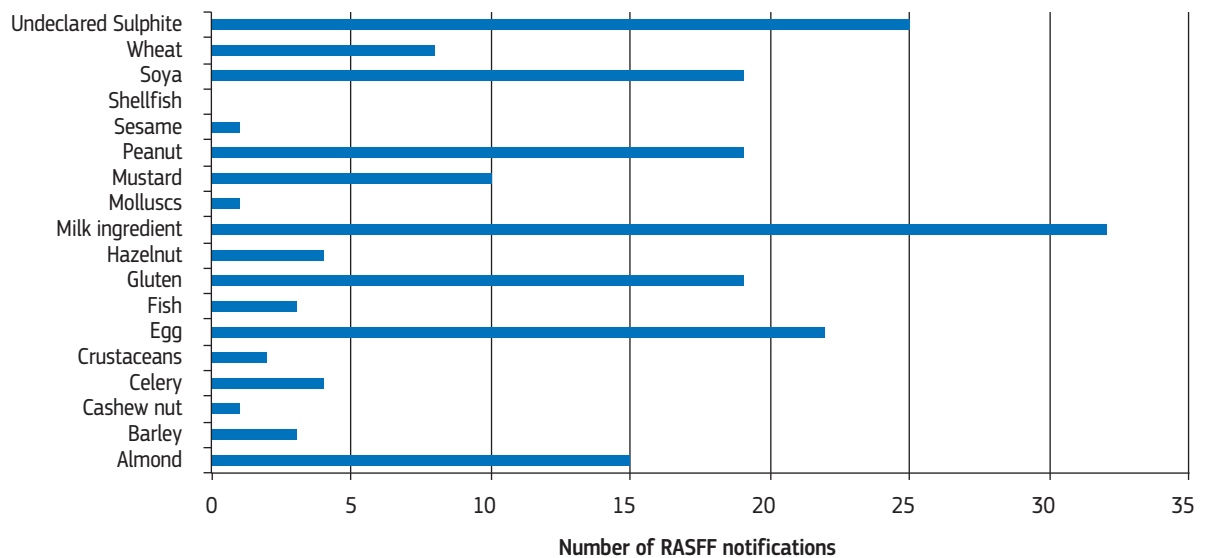
The many cases of food poisoning reported through RASFF already indicate the importance of good

allergen management by food business operators, but the many notifications in 2015 indicate that substantial efforts are needed to ensure better protection of consumers suffering from food allergies.



This chart plots the number of notifications reported on allergens since 2004. After a long period of stabilising numbers, the figures for 2015 show a substantial increase. Although a particular issue regarding almond allergen caused quite some

concern in 2015 (see next paragraph), the sharp increase in notifications can be observed for quite a number of allergens (see also the chart below on the substances notified).





Ground almond shells

In January, the United Kingdom contact point sent a RASFF news reporting that there had been a number of food recalls in the US and Canada of ground cumin and products containing ground cumin, due to contamination with peanut protein and almond protein. The ground cumin, exported to the US, was believed to have come from Turkey. In order to find out more about origin and distribution of potentially affected products, the UK contact point requested the ECCP to inform Infosan. It was considered a possibility that these nut proteins had been added to some batches as a form of adulteration of the spice. As a consequence, it was suggested that countries increase their sampling of such commodities.

No further details were obtained about the cases reported in the RASFF news but in February the United Kingdom sent four alerts on undeclared almond in spice mixes and in cumin. Three of the notifications traced back to spice mixes produced by a Swedish operator. Two of them were merged because they turned out to cover the same products. Sweden advised that the source was a Spanish paprika powder producer.

The fourth alert was a recall of ground cumin imported in the United Kingdom from Turkey with undeclared almond levels up to 306 ppm. The UK stated that the reason for their testing was concerns about the contamination of cumin powder with almond and/or peanut following the recalls in the US. There was no apparent link to the Spanish paprika producer in the other alerts. Turkey reported back about their detailed investigation at the cumin-producing company and they had not found any almond entrance

into the company production line. The ground cumin of Turkish origin was analysed both by ELISA and PCR analysis and returned an ELISA positive and a PCR negative result. The supplier had done a risk assessment and could not find any risk of cross-contamination of cumin with almond. During the audit of the company no evidence of almond presence was detected. The conclusion was that there had likely been a false positive reaction of the ELISA test, a conclusion which was later subscribed by the United Kingdom, which withdrew the notification.

However in March, the story continued with two Belgian and one Danish alert finding traces of almond in spices, sparking significant withdrawals and recalls of products on the market. After tracing, the Danish alert was related to the same Spanish paprika producer as in the previous alerts; however the Belgian alerts identified a second Spanish paprika producer. At this point, serious doubts were voiced by the industry over the reliability of the analyses. In April, two further alerts were added for this second paprika producer. In May, Spain sent the outcome of their investigations into the first paprika producer: almond shells may actually have been used as an ingredient in paprika. The results of the investigation confirmed the purchase of ground almond shells. The company's manager stated that he did not know that the product consisted of ground almond shells since the supplier had told him that it consisted of ground pepper. Further investigation revealed that the ground almond shells were obtained from an animal feed producer.

Regarding the second paprika producer, the Spanish authorities communicated that in accordance with Article 13(2) of Royal Decree No 2242/1984 the use of almond shell flour in the preparation of prepared condiments and spice substitutes is authorised. However, almond shell is included in the definition of nuts and has allergenic potential, and must therefore be indicated on the label, which it was not.

End of June, Spain notified the presence of almond in ground nutmeg and ground cinnamon from a Spanish producer and in August again in 'cinnamon substitutes'. The activities for which the supplier was authorised included the preparation and packing of spice substitutes. The official control visit ascertained that the almond shell was used in preparing a product called 'anti-caking agent for nutmeg substitute', the labelling of which stated that vegetable flour was used without specifying that it was 100 % almond shell flour. The enterprise was instructed to contact its customers to inform them of the exact

composition of the product so that this could be taken into account in the labelling of the products in which this ingredient was used. The enterprise undertook to withdraw the stocks delivered to its customers over the previous 3 years for relabelling.

The cinnamon substitutes notified in August traced to yet another producer that had obtained almond shells from an unauthorised operator producing almond shells for non-food uses. According to the investigation in Spain, that producer did label their 'cinnamon substitutes' with the ingredient 'almond shells'. The reason for withdrawal was therefore the non-food source ingredient. Nonetheless evidence was given that some clients used the material to produce 'spices' and 'spice mixes' not mentioning the almond source material.

The unlabelled almond shell notifications indicate the importance of careful and conscientious sourcing of raw materials in the food industry. This can

not only avoid very costly recalls but is crucial to protect vulnerable consumers. What was also apparent from this episode is that risk assessment for allergens is not quite straightforward as there may be consumers that react to very low quantities, as was illustrated by some of the food poisoning cases.

Pathogenic microorganisms

Escherichia coli

With 70 notifications, *Escherichia coli* was reported significantly less frequently than in 2014. This is due to both a reduction in the number of notifications reporting a too high a count of *E. coli* in bivalve molluscs as well as shigatoxin-producing *E. coli* in meat products (see the table below). It is unclear what could be the reason for the significantly lower numbers.

Product category	High count	Too high count	Enteropathogenic	Shigatoxin-producing	Overall
Bivalve molluscs and products thereof	0	20		1	20
Crustaceans and products thereof	0				0
Fruits and vegetables	2			2	4
Herbs and spices	4			1	5
Meat and meat products (other than poultry)	0			29	29
Milk and milk products	3		1	7	11



Salmonella

Despite a decreasing number of notifications on feed materials, the overall number of notifications on *Salmonella* increased, due to a high number of notifications for betel leaves (also called paan leaves) from India (78 notifications). Since in 2014 emergency measures had banned betel leaves from Bangladesh, notifications on *Salmonella* in betel leaves from India were on the rise. In 2016, specific import conditions and checks were imposed for betel leaves from India ⁽⁴⁾.

Another element adding to the increase of *Salmonella* notifications are 64 notifications on *Salmonella* in sesame seeds from India. This commodity has been listed in annex I of Regulation 669/2009 for increased checks at the border since October 2014, which will have added to the increased number of notifications.

Listeria monocytogenes

The number of notifications for *Listeria monocytogenes* stayed at the same — high — level as in 2014. Reporting *Listeria* in smoked salmon is still frequent, mostly processed in Poland (20) and mainly notified by Italy; the issue mentioned in the 2014 RASFF annual report about a dispute over shelf life studies is continuing. Other product categories often reported for *Listeria monocytogenes* are cheeses mostly from France (18, most often reported to be made from raw milk) and from Italy (6, gorgonzola).

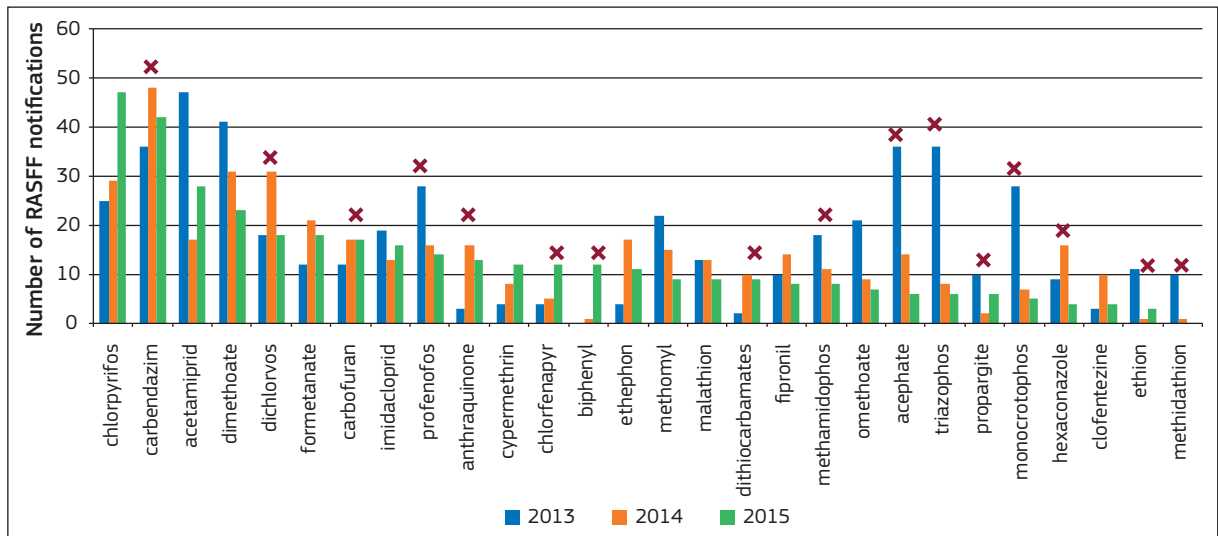
Pesticide residues

In 2015, the number of RASFF notifications for pesticide residues decreased slightly further to 402. Seven of these notifications concerned feed. Reinforced border checks at the entry points to the EU ⁽⁵⁾ still have their pronounced effect on the RASFF notifications (and vice versa of course), which is apparent from the fact that only 34 notifications are about produce of EU origin.



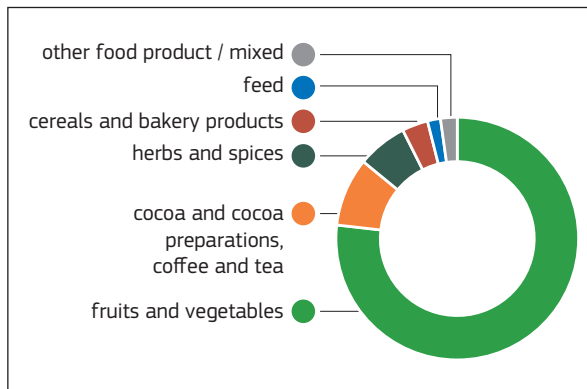
⁽⁴⁾ Commission Implementing Regulation (EU) 2016/166 of 8 February 2016 laying down specific conditions applicable to the import of foodstuffs containing or consisting of betel leaves ('Piper betel') from India and amending Regulation (EC) No 669/2009.

⁽⁵⁾ Regulated in Regulation 669/2009.

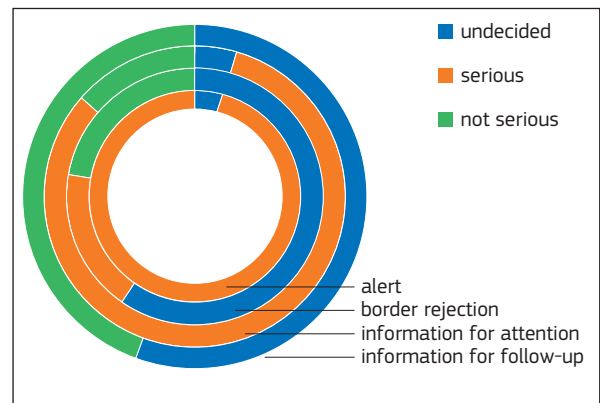


The figure above shows the most frequently reported residues in 2013, 2014 and 2015. The number of findings can vary significantly from year to year. There is evidence of the use of non-approved pesticides: the substances marked with a ✕ are not authorised in the EU.

is fulfilled if the product may be distributed to another member country (other than the notifying country) and if the decision on the risk is 'serious risk'. From the chart below, it is obvious that in a lot of cases an 'undecided' risk was identified (189 out of the 402 notifications). This will change from 2016 for pesticide residues, considering that from 2016 a risk evaluation and decision is required for all notifications on pesticide residues following the methodology set out in Working Instruction 2.2, which can be downloaded [here](#).



The chart above shows the types of products that were notified with pesticide residues in 2015.



The chart to the right indicates what risk decisions were taken in relation to the type of notification. A word of explanation is in order: since 2008, notifications concerning products on the market are classified into the alert or information notification categories, not only according to the distribution of the product concerned but also according to the risk involved. Regulation 16/2011 laying down implementing measures for the rapid alert system for food and feed defines an alert notification as follows: 'a notification of a risk that requires or might require rapid action in another member country'. The condition for a need for rapid action

Mycotoxins in food

In 2015, there were 475 notifications on mycotoxins in food, most related to the presence of aflatoxins (421 notifications). This is a significant increase of notifications compared to 2014 (359 notifications in 2014, i.e. 116 notifications more in 2015). This increase is mainly due to notifications on aflatoxins (+ 107 in 2015 compared to 2014).

The majority of aflatoxin notifications are related to commodity/country-of-origin combinations which are subject to specific control measures in the EU. Two hundred and sixty-four notifications relate to products covered by Commission Implementing Regulation (EU) No 884/2014 of 13 August 2014 imposing special conditions governing the import of certain feed and food from certain countries due to contamination risk by aflatoxins.

Country of origin	Food	No of RASFF notifications
China	Peanuts	96
Egypt	Peanuts	13
Turkey	Pistachios	24
Turkey	Dried figs	47
Turkey	Hazelnuts	28
Iran	Pistachios	56

There is a significant increase in notifications in 2015 compared to 2014 for peanuts from China (+ 58) and for hazelnuts from Turkey (+16). No significant decreases were observed.



Ninety-one notifications concern products (of which 10 on feed) covered by Commission Regulation (EC) No 669/2009 of 24 July 2009 implementing Regulation (EC) No 882/2004 of the European Parliament and of the Council as regards the increased level of official controls on imports of certain feed and food of non-animal origin.

Country of origin	Food	No of RASFF notifications
India	Peanuts	9
Brazil	Peanuts	11 (+ 4 feed)
Gambia	Peanuts	1 (+ 6 feed)
India	Nutmeg	3
Indonesia	Nutmeg	8
India	Chillies	18
Australia	Almonds	2
US	Pistachios	29

The remaining 76 notifications on aflatoxins in food are related to spices from Ethiopia (five notifications combined with high levels of ochratoxin A), peanuts from Argentina (eight), peanuts from Georgia (three) and peanuts from the US (four). The other 60 notifications relate to a wide variety of products from diverse origins with no more than two notifications on aflatoxins per product/origin.

Forty-two notifications (38 in 2014) relate to the presence of ochratoxin A in food of which 11 are on spices (four on spices from Ethiopia in combination with high levels of aflatoxins), eight on raisins (two from Afghanistan and two from Uzbekistan), 11 notifications on figs (nine from Turkey and two from Spain) and three notifications on pumpkin seeds from China. The remaining nine notifications relate to a wide variety of products from diverse origins.

Eleven notifications (six in 2014) related to the presence of deoxynivalenol in cereals and cereal products, mainly maize and maize products (of which three combined with high levels of zearalenone), five notifications (three in 2014) related to the presence of fumonisins in maize and maize products (of which one combined with a high level of aflatoxins) and two notifications (none in 2014) related to the presence of patulin in apple juice.

Feed

Out of the 2 977 original notifications counted in RASFF in 2015, 206 concerned feed, about 7 % of the total, which means a sharp decrease compared to 2014. A single reason cannot be identified, considering that for most types of hazards notification numbers were reduced, most notably on *Salmonella* in feed materials.



Heavy metals

Five notifications were transmitted on mercury in feed materials, for three of which the product originated from Russia. Two of those notifications concerned sugar beet pulp. Furthermore, there were two notifications on lead and two on arsenic, of which one in manganese oxide and one regarding cadmium in complete feed for dogs.

Industrial contaminants

On dioxins and dioxin-like PCBs, 10 notifications were made, of which eight related to feed materials, one to a complementary feed for fish and one to a feed additive (zinc oxide). From the feed materials, four related to oils and fats (fish oil, horse fat, sunflower fatty acid) from diverse origins, one to leonardite (also known as humate) from Russia, one to valerian and passionflower extract from Spain and two to dried apple pomace from Poland. In the case of dried apple pomace, the source of the contamination with dioxins was the use of an

inappropriate direct drying process and the Polish competent authority informed that appropriate corrective actions have in the meantime been undertaken.

One notification related to the presence of diesel oil in sugar beet pellets from France. The contamination was caused by a fuel leak in the hold of the vessel which directly contaminated about 20 cm of the sugar beet pellets from the floor of the hold.

Mycotoxins

There were 19 notifications on mycotoxins in feed, of which 17 on aflatoxins and two on zearalenone.

As regards aflatoxins, 10 notifications related to the presence of aflatoxins in groundnuts for bird feed, of which four from Brazil and six from Gambia. Following these findings, an increased frequency of controls of 50 % on all imported consignments of groundnuts from Gambia was established as from 1 October 2015 under Regulation (EC) 669/2009. Furthermore, five notifications related to maize and derived products (cornflour) from diverse origins (India, Italy and Poland), one notification related to sunflower seeds from France and one to cottonseed cake from Madagascar. Too high levels of zearalenone were found in corn gluten from France and Hungary.

Non-pathogenic microorganisms

Most notifications concerned non-respect of the legal limits for Enterobacteriaceae in the feed legislation. To ensure the safety of the final feedingstuff, Regulation (EU) No 142/2011 establishes microbiological standards, including criteria for Enterobacteriaceae, which shall apply for the processing and placing on the market of products of animal origin used for feeding purposes. Seven notifications were made for dog chews, sometimes reported together with *Salmonella*.



Pathogenic microorganisms

All but one of the 108 notifications in this category concerned *Salmonella*. Most of the notifications concern bulk feed materials that are transported in ship holds or railway carriages. The feed materials are quite different in nature and origin but recurring were notifications (24) on rapeseed cake from Belarus presented for import at the Latvian border.

A particular incident concerned a bacterial protein (*Corynebacterium glutamicum*) feedstuff for pigs from China, in which very high levels of *Bacillus cereus* were found. Between 24 January and mid-February, in three farms in Pompiano (Italy), 6 234 pigs were reported to have died of unknown causes. After excluding possible other causes, attention was focused on the feed consumed. Analysis of the feed material showed high amounts of toxin-producing *Bacillus cereus*. The role of *Bacillus cereus* in the mortality of the pigs was confirmed

by controlled administration of contaminated feed. Pigs fed with this feed died with injuries similar to those reported in the outbreaks and showed an intestinal count of *Bacillus cereus* exceeding 1 million CFU/g. The strains isolated from the intestines of the dead animals were emetic toxin-producing. The animals that survived the outbreaks did not show any abnormal mortality or clinical signs in the 4 months following the problem. On the basis of results achieved that excluded any risks for human health, those pigs were released for slaughter while the meat was monitored for absence of pathogens or toxins.

TSEs

Notifications under the TSEs header continue from 2013, due to the reporting of ruminant DNA (21 notifications), predominantly in fish feed. See RASFF annual report 2013 for further information.

4. Focus on ...



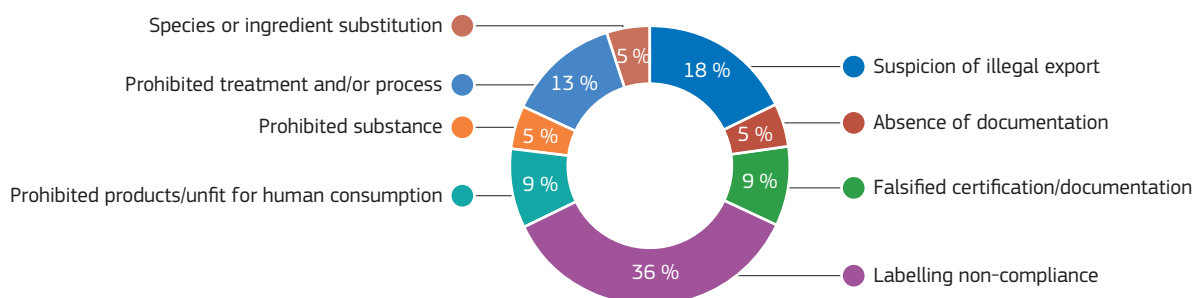
Food Fraud Network

In 2015, the RASFF continued to be used by Member States as a platform to highlight potential intentional violations of food and feed law alongside the exchange of information within the Food Fraud Network (FFN). Since November 2015, the FFN has been equipped with the 'Administrative Assistance and Cooperation System' (the AAC), a dedicated IT application to streamline information exchanges.

In 2015, 108 cases were exchanged by the FFN and 12 within the AAC. As shown in the pie

chart, alleged violations were mostly related to labelling non-compliances (notably with regard to ingredients mislabelling), suspicion of illegal exports, and prohibited treatments and/or processes applied to certain foodstuff (e.g. addition of synthetic glycerol to wine). However, it has to be noted that the following figures do not provide a complete statistical overview. In fact, Member States also exchange on a number of cross-border non-compliances bilaterally. Moreover, cases without a cross-border dimension, which therefore stay at national level, are not exchanged within the FFN.

Cases exchanged by the FFN based on the alleged violation



Two coordinated control plans have been organised by the EC on honey and fish substitution. For fish substitution, the results indicate a total of 6 % out of 2 429 samples of non-compliances for unprocessed products and a total of 5 % out of 1 477 samples of non-compliances for processed products ⁽⁶⁾. For honey, preliminary results indicate that non-compliances have been found in relation to the declaration of botanical source (7 %) and to adulteration with sugar (6 %) ⁽⁷⁾.

Through RASFF, 61 cases were identified as potentially fraud related, almost doubling the 32 cases identified in 2014. Out of 61 notifications, 26 were transmitted as RASFF news. The RASFF news cases were considered not to be related to an identified health risk and it is foreseen that the exchange of information on such cases will be moved to the AAC.

Five RASFF alert notifications were linked to fraudulent activities — in three of them at a later stage in the investigation — relating to products in which a health risk was identified, notably with respect to almond allergen (see Chapter 2 for more details), lead and *Listeria*. One alert on illegal trade of chicken meat from Poland was classified as alert because of an earlier notification on meat of the same origin, contaminated with *Salmonella*. Another alert was launched by Italy after local health authorities found numerous violations regarding fishery products commercialised by an Italian company, involving changing durability dates and unauthorised freezing and thawing. Products were traced in 23 countries, in Europe and worldwide.

Twenty-one notifications concerned border rejections, out of which 15 due to fraudulent (falsified) health certificates. China was the most frequently notified country of origin and for this matter the EC started an EU coordinated case on the subject, which is still ongoing in the AAC.

For more information on the AAC and the initiatives undertaken by the EC in the domain of food fraud please refer to the following link: http://ec.europa.eu/food/safety/official_controls/food_fraud/index_en.htm

⁽⁶⁾ For a complete breakdown of the figures please visit http://ec.europa.eu/food/safety/official_controls/food_fraud/fish_substitution/tests/index_en.htm

⁽⁷⁾ More information available at http://ec.europa.eu/food/safety/docs/official-controls_food-fraud_honey_control-plan-results.pdf

RASFF REFIT



Update on the fitness check of the general food law regulation, RASFF, emergencies and crisis management

During 2015, the study on RASFF/emergencies/crisis management carried out by a contractor was completed as well as the broader one on the general food law, and the main outputs and findings were presented in several working groups to the national authorities and stakeholders. A specific consultation of small and medium enterprises regarding the general food law was launched on 30 March until 30 May, with a great amount of feedback. A recent study on the competitiveness of the EU food industry provides information on the factual situation, noting that while the EU food sector was able to expand on the world market, its labour productivity and generation of added value decreased.

The overall conclusion of the exercise from the perspective of the contractors is largely favourable in that the general food law has generally proven its fitness-for-purpose, the original objectives continue to be achieved and its value and function as the cornerstone of all EU food and feed legislation are widely recognised. Despite the overall contribution

of the provisions of the general food law to this conclusion, a finding of the evaluation is also that gaps and shortcomings arise mainly from interpretation, implementation and/or enforcement of other secondary legislation at Member State level.

Specifically regarding the RASFF, the main findings were related to further developments and improvements to the RASFF and its forthcoming integration with other Commission-managed IT systems. This is already ongoing, setting up structural links with systems like the AAC, food fraud and traces, as foreseen by the proposed new regulation on official controls, which will enable RASFF to even better fulfil its key role in the EU food safety system and in crisis preparedness in particular.

Cooperation with non-member countries should be enhanced so as to ensure that global trade is complemented by global exchange of information. This is necessary to adequately follow up any arising incidents, in line with established principles such as those relating to confidentiality and data protection.

Proposed next steps

For the second half of 2016, a draft of the CSWD on the results of the fitness check on the general food law regulation, EFSA, RASFF and crisis management procedures will be prepared. It will be submitted to the Regulatory Scrutiny Board of the EC, and after adoption by the College, could go to a public consultation in order to collect feedback on the findings. After that, the CSWD will be made public with the final report of the evaluation.

Better training for safer food: 8 years of RASFF programme

A programme for BTSF training on RASFF was started in 2007 and, after a great many events in different corners of the world, it was finalised in 2015. While it was initially designed as a programme for training developing countries in particular, at a later stage courses for RASFF member countries were added and the final programme included 'mixed' events with participants from member countries and non-member countries at the same seminar.

In many developing countries, national control systems lack resources and many cases notified through the RASFF concern products imported from or exported to non-member countries (overall

73 % of all RASFF notifications). A system similar to the RASFF could both enhance controls on products intended for the domestic market and correct problems with exports quickly. For these reasons the Commission decided to start a programme for informing developing countries in other regions of the world of the EU RASFF and supporting them in developing their own alert system.

The programme was launched in 2007 to provide non-member countries with information on the RASFF and discuss the desirability of and requirements for setting up similar systems elsewhere in the world.

In 2007 three workshops were held: the first in Bangkok, with a focus on the creation of an ASEAN RASFF (see below). Another two workshops were held in Buenos Aires for Latin American countries and in Beijing, China. Each of the RASFF workshops gave an overview of the system and discussed the possibility of introducing a similar system within one country and as a regional network of countries.

With the financial support of the EC, a pilot RASFF was set up between ASEAN member countries: Thailand, Vietnam, Malaysia, Cambodia, Philippines and Myanmar. An online web platform was developed for the notification to the system and the participating countries have established the operation procedures for the rapid alert system.

The programme continued in 2008 with three seminars in Indonesia, Morocco and Turkey. In 2009, again three seminars were held. The first one was organised in Vietnam and focused on the ASEAN RASFF. At the request of the authorities in Macao, a workshop was held in Macao, including participants from Hong Kong and mainland China. In



December, a workshop was held in South Africa with participants from central and southern African countries.

In 2010, a seminar was held in Jordan, training participants from countries from eastern Europe and the Middle East. The first seminar with Member States took place in Rome introducing, discussing and testing out the iRASFF online platform, which was then in the final stages of development. In 2011 two seminars were held in Peru and in Kenya. With the assistance of EU experts, an ASEAN RASFF seminar held in Laos in January 2012 deepened out subjects such as working with laboratory results, traceability and confidentiality, topics which are essential to the daily operation of a rapid alert system. The same year a second workshop was held for RASFF member countries in Athens, Greece, focusing on training and brainstorming on important topics such as iRASFF, collaboration with stakeholders and non-member countries, risk evaluation including emerging risks and official controls.

A BTSF e-learning module on RASFF was produced, taking into account the training material, experience and feedback gathered from the previous training programmes providing the opportunity to reach more participants and train many more that had not been able to attend one of the seminars.

In 2014-2015 the twofold final leg of the RASFF BTSF programme was carried out.

- Seminars for RASFF member countries focused on correct implementation of new rules and guidance on RASFF after the introduction of the RASFF Implementing Regulation 16/2011 and the RASFF standard operating procedures, to facilitate a better use of iRASFF and provide an introduction to (rapid) risk assessment.
- Two seminars were organised with mixed participants from RASFF member and non-member countries (Trim, 2014 and Tallinn, 2015) to enable networking between RASFF member countries and neighbouring countries, to increase knowledge of RASFF by contact points in non-EU countries bordering with the EU that are important trading partners of the EU and to exchange thoughts and experiences about work and challenges on food safety controls and rapid alerts between RASFF member and non-member countries. Connection of regional networks globally could be trained and discussed due to the active participation of the WHO Infosan secretariat to the workshops.

As part of the BTSF world programme a seminar was held on RASFF and Traces in Senegal with West African countries to inform about the functioning of the RASFF and to look into and discuss the possibility of and challenges for setting up a similar alert system in West Africa. Participation of FAO and Infosan allowed discussing and investigating the sustainability of such an alert system or network and how it could link with other systems globally.

Sustained training missions were an important part of the RASFF programme. After the seminars explaining RASFF, countries expressing an interest in setting up a national RASFF system were supported by experts who discussed with the competent services and provided their advice on the steps to be taken for setting up the system. Sustained training missions on RASFF took place in Indonesia, Laos, Philippines, Peru, Costa Rica, Vietnam, Argentina, Chile and China.

Eight years of RASFF BTSF programme have achieved impressive results. Rapid alert systems have been set up nationally or regionally around the world. Awareness and participation of non-member countries in RASFF have increased significantly and RASFF member countries have achieved much better skills in using the RASFF with the result that the information exchanged has been lifted to an entirely new level. Still a lot of ideas that were brought forward both on the operation of the RASFF and on global cooperation are yet to be fully exploited. That is why the RASFF BTSF experience provides a source of inspiration for further developing and improving the way RASFF works for years to come. All of this would not have been possible if not for the brave pioneering tutors who gave the best of themselves, including many late night preparations ...

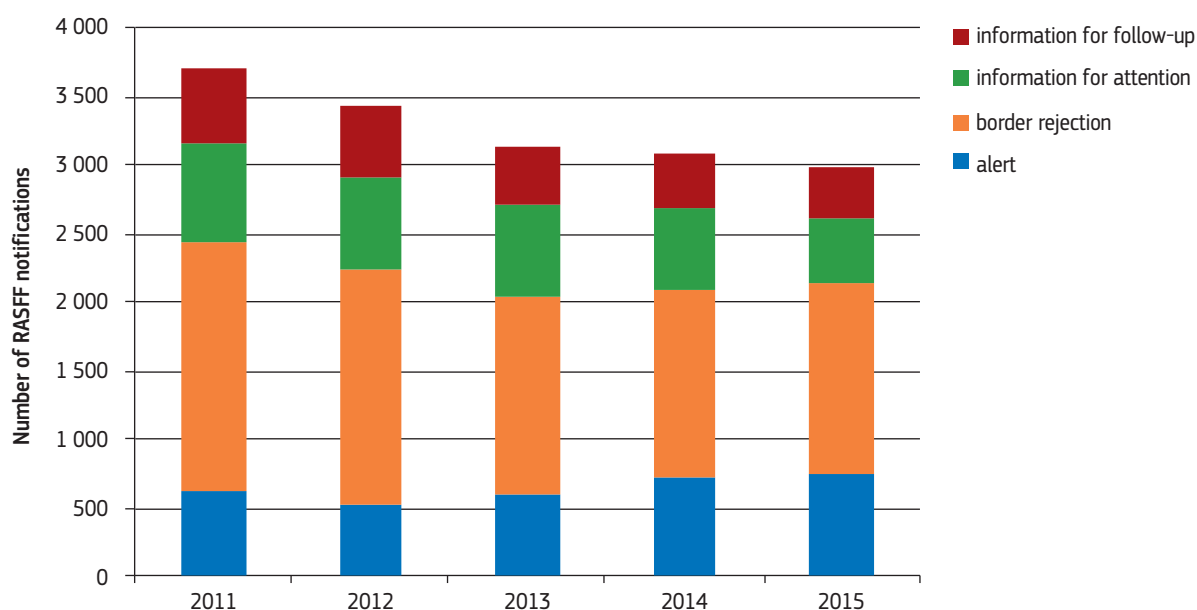
5. RASFF facts and figures

Evolution of the number of notifications since 2011:

- By notification classification

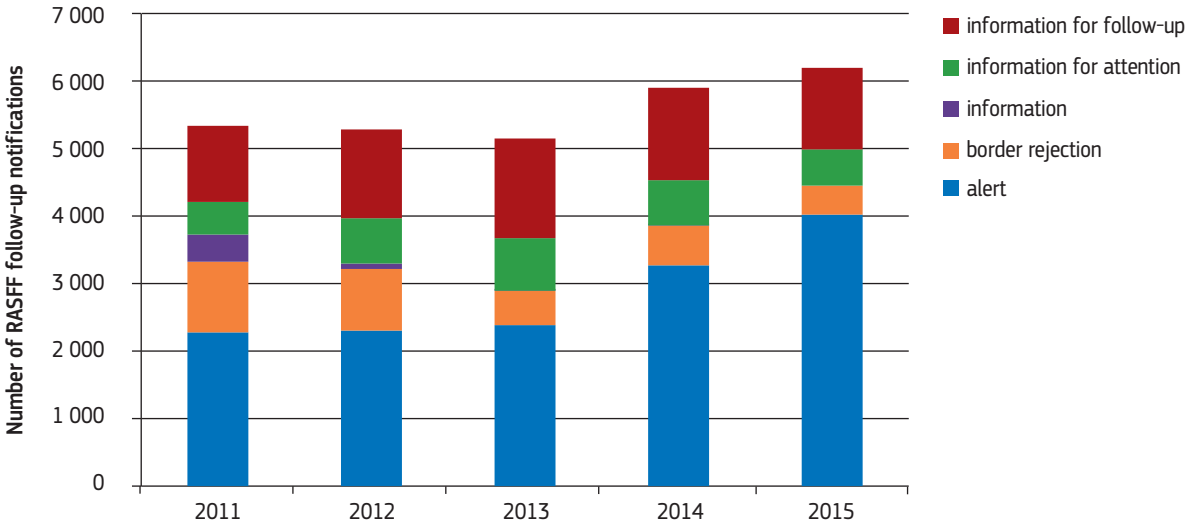
Original notifications

Year	Alert	Border rejection	Information for attention	Information for follow-up
2011	617	1 820	720	551
2012	523	1 712	679	507
2013	584	1 438	679	429
2014	725	1 357	605	402
2015	750	1 380	476	378
% in/decrease	+ 3.4	+ 1.7	- 21.3	- 6.0



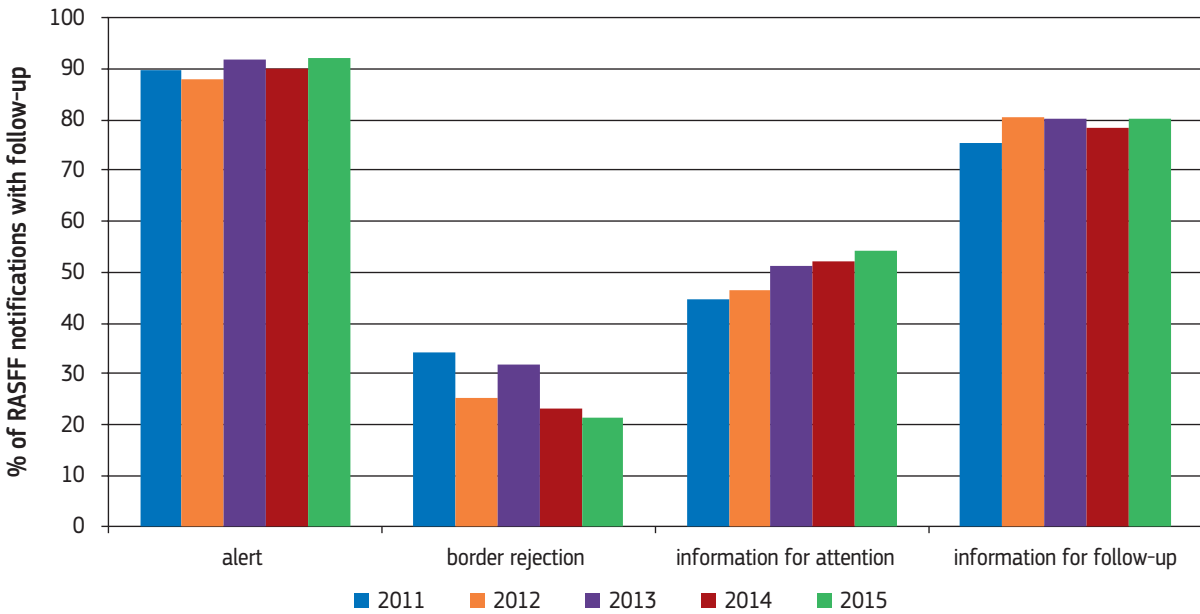
Follow-up notifications

Year	Alert	Border rejection	Information	Information for attention	Information for follow-up
2011	2 265	1 053	421	480	1 126
2012	2 312	906	74	664	1 325
2013	2 376	525	1	763	1 493
2014	3 280	581	2	670	1 377
2015	4 030	417	0	538	1 219
% in/decrease	+ 22.9	- 28.2	- 100.0	- 19.7	- 11.5



Original notifications with follow-up

These are original notifications to which at least one follow-up was given.



The chart shows that although the number of follow-ups as a whole rose significantly in 2015, there are still a significant number of notifications that were not followed up at all. Especially in the category alert, the objective is to reach 100 %. The numbers for 2015 will end somewhat higher than shown here considering that follow-ups to 2015 notifications are still coming in.

- By notifying country

Original notifications

Evolution of original notifications by notifying country

Country	2007	2008	2009	2010	2011	2012	2013	2014	2015	% in 2015
Austria	62	87	110	89	65	49	46	46	57	2
Belgium	98	107	117	95	129	143	164	198	180	6
Bulgaria	10	22	26	34	116	75	54	87	99	3
Commission services	8	6	23	12	4	1	1			0
Croatia							8	11	20	1
Cyprus	52	65	53	52	77	48	44	55	39	1
Czech Republic	73	55	68	90	96	71	70	70	56	2
Denmark	130	127	122	131	151	130	112	99	94	3
Estonia	17	11	13	18	9	17	32	12	17	1
Finland	82	93	141	130	111	107	88	98	56	2
France	124	137	157	171	199	275	250	266	236	8
Germany	376	438	412	398	419	363	331	330	276	9
Greece	170	106	161	158	129	65	65	60	64	2
Hungary	29	17	10	20	13	10	3	15	9	0
Iceland	4	1	1	2	6	3	1	1	4	0
Ireland	24	27	30	35	49	54	40	42	58	2
Italy	501	470	467	543	549	518	528	504	512	17
Latvia	13	32	14	21	17	26	27	20	42	1
Lithuania	40	50	33	48	40	51	28	37	30	1
Luxembourg	10	11	16	23	25	8	17	12	13	0
Malta	38	30	18	12	27	11	12	8	13	0
Netherlands	156	247	212	215	204	173	264	252	259	9
Norway	68	50	30	23	51	62	45	44	32	1
Poland	123	156	141	140	226	180	120	132	91	3
Portugal	25	14	8	18	22	29	40	38	30	1
Romania	7	13	18	25	21	14	14	17	23	1
Slovakia	61	56	52	56	35	35	35	38	34	1
Slovenia	47	76	73	56	45	43	34	30	39	1
Spain	169	142	255	285	302	240	201	189	174	6
Sweden	55	50	60	74	72	96	91	67	74	2
Switzerland			4	7	6	20	41	34	24	1
United Kingdom	361	348	335	320	512	521	327	281	337	11

Follow-up notifications

Evolution of follow-up notifications by notifying country

Country	2007	2008	2009	2010	2011	2012	2013	2014	2015	% change
Austria	60	52	197	71	118	79	80	117	188	61
Belgium	94	135	178	117	158	210	240	297	262	- 12
Bulgaria	28	28	44	57	56	60	106	147	143	- 3
Commission services	158	177	196	307	346	340	421	424	426	0
Croatia		3	1	3		2	15	31	31	0
Cyprus	59	72	57	68	47	76	73	62	78	26
Czech Republic	175	105	194	185	199	163	210	232	190	- 18
Denmark	122	110	118	95	160	131	179	207	198	- 4
Estonia	5	7	4	17	24	23	46	60	65	8
European Food Safety Authority								2		- 100

Country	2007	2008	2009	2010	2011	2012	2013	2014	2015	% change
Finland	17	13	25	23	19	23	64	97	94	- 3
France	364	272	256	556	361	283	242	325	359	10
Germany	337	423	489	452	519	409	376	512	483	- 6
Greece	80	60	132	113	118	98	66	74	91	23
Hungary	67	51	95	85	103	120	91	143	90	- 37
Iceland	2	2	1	1	5			4	6	50
Ireland	36	46	27	43	60	72	154	130	115	- 12
Italy	341	321	413	520	654	486	439	433	587	36
Latvia	32	16	30	32	40	36	43	68	58	- 15
Liechtenstein	1						3		1	
Lithuania	17	21	26	51	55	72	69	70	59	- 16
Luxembourg	16	33	11	15	16	8	30	37	37	0
Malta	33	33	44	43	24	32	43	42	77	83
Netherlands	152	180	149	155	135	180	222	265	364	37
Norway	27	22	41	44	49	58	44	58	67	16
Poland	118	137	154	154	202	313	415	420	343	- 18
Portugal	51	31	28	42	25	74	85	109	138	27
Romania	19	27	40	48	63	85	76	137	127	- 7
Slovakia	59	49	44	68	69	76	59	70	74	6
Slovenia	44	35	93	42	47	86	44	68	76	12
Spain	1 259	911	999	1 288	1 077	1 058	706	719	648	- 10
Sweden	38	54	60	83	84	95	161	155	200	29
Switzerland	42	49	51	70	62	87	85	105	138	31
United Kingdom	121	118	168	125	152	182	141	109	219	101

2015 notifications by hazard category and by classification

Hazard category	Alert	Border rejection	Information for attention	Information for follow-up	Total
Adulteration/fraud	1	89	3	6	99
Allergens	114	3	18	2	137
Biocontaminants	23	2	18	1	44
Biotoxins (other)	12		5	1	18
Chemical contamination (other)	2		2	4	8
Composition	51	19	22	26	118
Food additives and flavourings	17	55	32	36	140
Foreign bodies	43	23	14	30	110
GMO/novel food	4	18	3	20	45
Heavy metals	73	73	57	16	219
Industrial contaminants	21	3	14	15	53
Labelling absent/incomplete/incorrect	6	8	3	9	26
Migration	14	38	12	13	77
Mycotoxins	74	388	29	4	495
Non-pathogenic microorganisms	2	24	7	32	65
Not determined/other	5	5	1		11
Organoleptic aspects		25	3	10	38
Packaging defective/incorrect	5	6		6	17
Parasitic infestation		1	3	7	11
Pathogenic microorganisms	261	265	136	83	745
Pesticide residues	24	292	71	18	405
Poor or insufficient controls	2	70	7	9	88
Radiation		7	6	13	26
Residues of veterinary medicinal products	10	14	23	13	60
TSEs			2	19	21
Adulteration/fraud	1	89	3	6	99

2015 notifications by product category and by classification

Product category	Alert	Border rejection	Information for attention	Information for follow-up	Total
Alcoholic beverages	4	1	1	6	12
Bivalve molluscs and products thereof	23	7	28	3	61
Cephalopods and products thereof	1	15	2		18
Cereals and bakery products	65	28	9	20	122
Cocoa and cocoa preparations, coffee and tea	12	32	7	7	58
Compound feeds	1		2	18	21
Confectionery	12	10	4	7	33
Crustaceans and products thereof	5	26	19	9	59
Dietetic foods, food supplements, fortified foods	46	22	16	38	122
Eggs and egg products	7	3	2	2	14
Fats and oils	5	6	6	6	23
Feed additives		1		1	2
Feed materials	12	55	13	71	151
Feed premixtures				2	2
Fish and fish products	104	67	88	38	297
Food additives and flavourings	1			6	7
Food contact materials	24	83	23	22	152
Fruits and vegetables	81	424	104	25	634
Gastropods				3	3
Herbs and spices	40	74	30	6	150
Honey and royal jelly	1		4	2	7
Ices and desserts	3			2	5
Meat and meat products (other than poultry)	83	24	33	19	159
Milk and milk products	48		2	9	59
Non-alcoholic beverages	7	10		9	26
Nuts, nut products and seeds	46	403	19	9	477
Other food product/mixed	11	16	2	5	34
Pet food	6	6	11	7	30
Poultry meat and poultry meat products	62	59	43	12	176
Prepared dishes and snacks	17	5	3	5	30
Soups, broths, sauces and condiments	20	3	3	9	35
Wine	3		2		5

2015 — Top 10 number of notifications

Number of notifications counted for each combination of hazard/product category/country.

- By origin

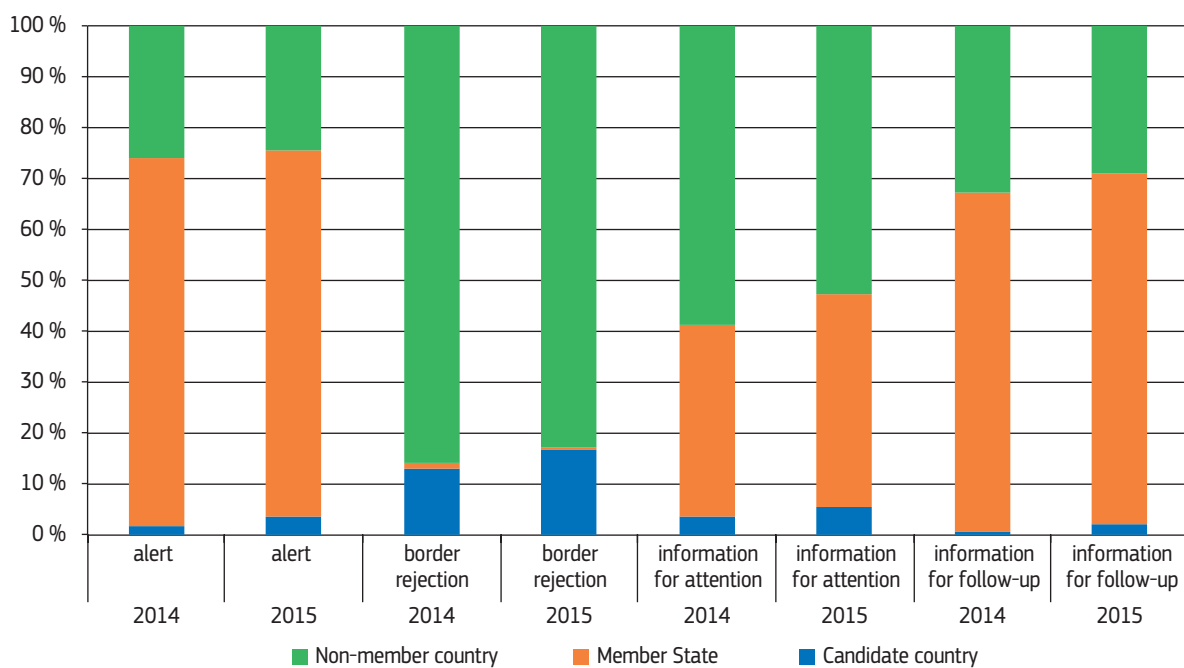
Hazard	Product category	Origin	Notifications
Aflatoxins	Nuts, nut products and seeds	China	97
<i>Salmonella</i>	Fruits and vegetables	India	78
<i>Salmonella</i>	Nuts, nut products and seeds	India	65
Mercury	Fish and fish products	Spain	58
Aflatoxins	Nuts, nut products and seeds	Iran	55
Aflatoxins	Nuts, nut products and seeds	Turkey	53
Aflatoxins	Fruits and vegetables	Turkey	48
Aflatoxins	Nuts, nut products and seeds	United States	37
<i>Salmonella</i>	Poultry meat and poultry meat products	Brazil	37
Migration of chromium	Food contact materials	China	33

- By notifying country

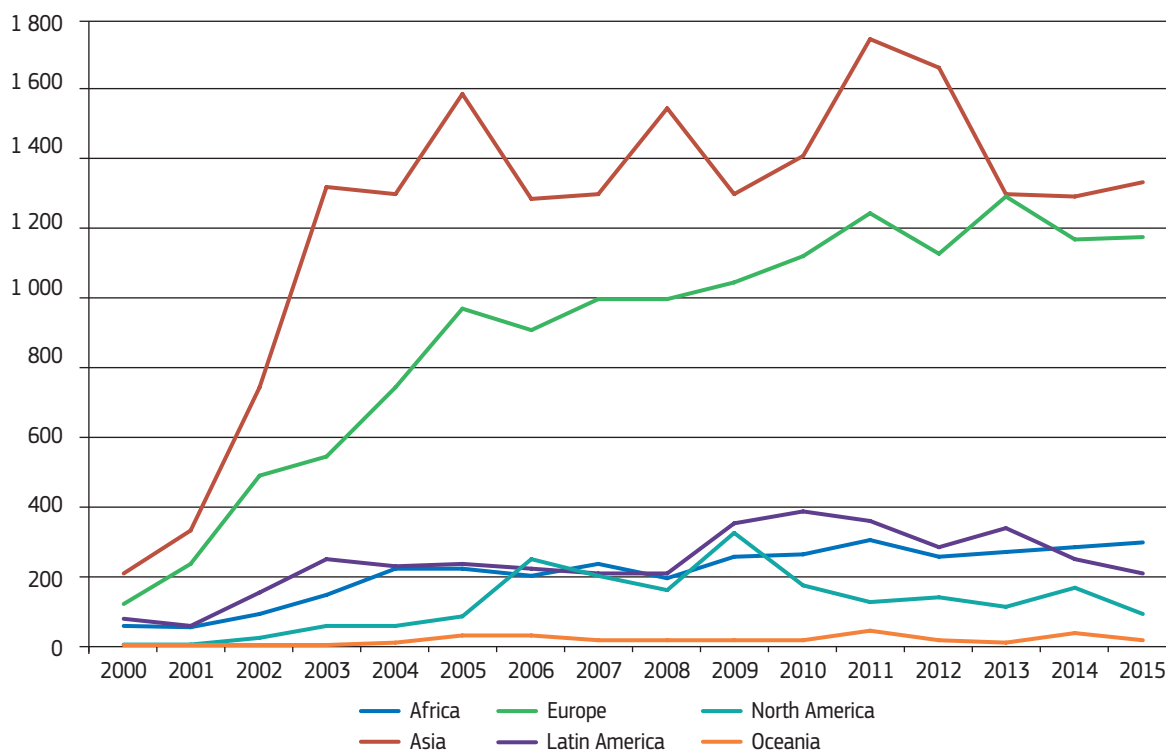
Hazard	Product category	Notifying country	Notifications
<i>Salmonella</i>	Fruits and vegetables	United Kingdom	81
Mercury	Fish and fish products	Italy	66
<i>Salmonella</i>	Poultry meat and poultry meat products	Netherlands	58
Aflatoxins	Nuts, nut products and seeds	Netherlands	41
Aflatoxins	Nuts, nut products and seeds	Germany	39
Aflatoxins	Nuts, nut products and seeds	Italy	39
Migration of chromium	Food contact materials	Italy	36
Aflatoxins	Nuts, nut products and seeds	Belgium	36
Aflatoxins	Nuts, nut products and seeds	Spain	30
Aflatoxins	Nuts, nut products and seeds	United Kingdom	26

Notifications — Country of origin

2014-2015 notifications by country type (origin)



2000-2015 notifications by world region



2013-2015 notifications by country of origin

Country	2013	2014	2015
Afghanistan	6	7	6
Albania	2	4	3
Algeria	3		3
Argentina	76	40	22
Armenia	1		
Australia	4	11	9
Austria	22	9	21
Azerbaijan	1		1
Bangladesh	26	18	6
Belarus	3	1	25
Belgium	60	75	58
Belize	1		2
Benin	1	2	1
Bolivia		1	5
Bosnia and Herzegovina	10	3	3
Brazil	187	109	91
Bulgaria	22	17	8
Burundi	1	1	
Cambodia	18	23	6
Cameroon	1		2
Canada	8	7	7
Cape Verde	1	2	2
Chile	13	12	14

Country	2013	2014	2015
China	436	417	388
Colombia	2		4
Costa Rica	7	7	
Côte d'Ivoire	3	7	1
Croatia	11	3	9
Curaçao			1
Cyprus	1	1	1
Czech Republic	24	26	22
Democratic Republic of the Congo	2	1	
Denmark	19	28	27
Dominica	1		
Dominican Republic	21	29	18
Ecuador	8	10	12
Egypt	49	55	78
Estonia	10	5	4
Ethiopia	5	4	7
Faeroe Islands	3		
Finland	9	5	1
former Yugoslav Republic of Macedonia	5	1	1
France	120	104	120
French Polynesia		1	1
Gambia	1	4	9

Country	2013	2014	2015
Georgia	1	1	5
Germany	95	135	117
Ghana	17	12	19
Greece	20	14	11
Greenland	2	1	
Grenada		1	
Guatemala	1		
Guinea		1	1
Honduras		1	2
Hong Kong	15	15	15
Hungary	18	27	24
Iceland		1	
India	257	199	276
Indonesia	19	29	21
Iran	21	54	61
Ireland	26	20	17
Israel	18	5	2
Italy	105	89	117
Jamaica			1
Japan	7	7	3
Jordan	3	2	3
Kazakhstan	1	1	1
Kenya	24	20	18
Kosovo	3		
Kuwait			2
Laos	1		11
Latvia	13	14	15
Lebanon	2	8	4
Liechtenstein	2		
Lithuania	9	6	11
Luxembourg	1		2
Madagascar	3	2	8
Malaysia	11	6	5
Maldives			1
Malta	2		
Mauritania	16	16	15
Mauritius	2	4	4
Mexico	4	6	19
Moldova	4	4	1
Morocco	60	37	28
Mozambique	14	1	1
Myanmar		1	
Namibia	7	6	6
Nepal	1		1
Netherlands	103	114	94
Netherlands Antilles		1	
New Zealand	4	29	5
Nicaragua	5	1	3
Nigeria	22	42	41
Norway	2	8	8
Oman	1		
Pakistan	11	19	17
Panama	1	1	1
Papua New Guinea	5	1	1
Paraguay	1		1

Country	2013	2014	2015
Peru	8	25	12
Philippines	2	8	11
Poland	164	131	118
Portugal	17	21	23
Réunion			1
Romania	27	17	19
Russia	25	8	12
Saudi Arabia		1	1
Senegal	11	10	7
Serbia	18	10	16
Seychelles	4	3	1
Sierra Leone	1		
Singapore	1	4	1
Slovakia	15	13	8
Slovenia	5	3	2
South Africa	7	11	22
South Korea	9	14	15
Spain	185	169	159
Sri Lanka	23	17	17
Sudan	1	8	1
Suriname	1	1	1
Sweden	45	7	25
Switzerland	3	7	3
Syria	5	6	1
Taiwan	8	2	9
Tajikistan		1	
Tanzania		1	
Thailand	88	90	71
Togo	6	1	1
Tunisia	9	35	23
Turkey	226	200	282
Uganda	4	1	
Ukraine	16	23	20
United Arab Emirates			3
United Kingdom	55	50	56
United States	102	164	87
unknown origin	1	1	8
Uruguay	7	4	
Uzbekistan	4	17	6
Venezuela			1
Vietnam	76	124	85
Yemen	2		1
Zimbabwe		1	

2013-2015 notifications by product category

Product	2013	2014	2015
Alert			
Alcoholic beverages	1	3	4
Bivalve molluscs and products thereof	49	34	23
Cephalopods and products thereof	1	2	1
Cereals and bakery products	42	45	65
Cocoa and cocoa preparations, coffee and tea	9	6	12
Compound feeds	2	2	1
Confectionery	12	12	12
Crustaceans and products thereof	7	5	5
Dietetic foods, food supplements, fortified foods	33	55	46
Eggs and egg products	3	5	7
Fats and oils	4	3	5
Feed additives	2		
Feed materials	24	25	12
Feed premixtures	2		
Fish and fish products	77	117	104
Food additives and flavourings	3	3	1
Food contact materials	23	23	24
Fruits and vegetables	55	90	81
Gastropods		3	
Herbs and spices	18	36	40
Honey and royal jelly	1		1
Ices and desserts	4	4	3
Meat and meat products (other than poultry)	74	67	83
Milk and milk products	22	48	48
Non-alcoholic beverages	1	3	7
Nuts, nut products and seeds	30	31	46
Other food product/mixed	8	9	11
Pet food	4	18	6
Poultry meat and poultry meat products	50	48	62
Prepared dishes and snacks	9	17	17
Soups, broths, sauces and condiments	13	10	20
Wine	1	1	3
Border rejection			
Alcoholic beverages		1	1
Bivalve molluscs and products thereof	34	43	7
Cephalopods and products thereof	12	13	15
Cereals and bakery products	42	43	28
Cocoa and cocoa preparations, coffee and tea	40	41	32
Compound feeds		1	
Confectionery	7	5	10
Crustaceans and products thereof	30	40	26
Dietetic foods, food supplements, fortified foods	54	50	22
Eggs and egg products			3
Fats and oils	5	12	6
Feed additives	1	1	1
Feed materials	64	55	55

Product	2013	2014	2015
Fish and fish products	86	82	67
Food additives and flavourings	3	1	
Food contact materials	152	104	83
Fruits and vegetables	402	368	424
Gastropods	1		
Herbs and spices	77	51	74
Honey and royal jelly	2	1	
Ices and desserts		1	
Meat and meat products (other than poultry)	63	53	24
Milk and milk products		3	
Non-alcoholic beverages	9	15	10
Nuts, nut products and seeds	215	250	403
Other food product/mixed	16	18	16
Pet food	7	10	6
Poultry meat and poultry meat products	107	79	59
Prepared dishes and snacks	6	7	5
Soups, broths, sauces and condiments	3	9	3

2012-2015 notifications by hazard category

Hazard category	2012	2013	2014	2015
Feed				
Adulteration/fraud	3	4	3	4
Biocontaminants	1		2	
Biotoxins (other)		1	5	
Chemical contamination (other)		1	1	
Composition	17	15	17	9
Feed additives	3		1	
Foreign bodies	3	10	5	3
Gmo/novel food	1	1	31	
Heavy metals	24	15	9	11
Industrial contaminants	19	18	16	11
Labelling absent/incomplete/incorrect	1			
Mycotoxins	79	37	26	19
Non-pathogenic microorganisms	25	23	31	18
Organoleptic aspects	1	2	2	
Packaging defective/incorrect	1	1		
Pathogenic microorganisms	134	132	151	108
Pesticide residues	11	2	5	7
Poor or insufficient controls	1	1	2	1
Residues of veterinary medicinal products	10	9	3	4
Tses		13	12	21
Other				
Adulteration/fraud	82	164	89	95
Allergens	85	70	78	137
Biocontaminants	43	51	37	44
Biotoxins (other)	16	25	20	18
Chemical contamination (other)	2	3	4	8
Composition	189	166	200	109

Hazard category	2012	2013	2014	2015
Feed additives	34	13	1	
Food additives and flavourings	138	91	130	140
Foreign bodies	155	92	93	107
Gmo/novel food	89	76	51	45
Heavy metals	238	272	275	208
Industrial contaminants	37	33	64	42
Labelling absent/incomplete/incorrect	43	10	12	26
Migration	167	85	93	77
Mycotoxins	446	368	357	476
Non-pathogenic microorganisms	86	32	37	47
Not determined/other	11	15	8	11
Organoleptic aspects	79	36	39	38
Packaging defective/incorrect	34	20	24	17
Parasitic infestation	55	10	18	11
Pathogenic microorganisms	458	643	630	637
Pesticide residues	436	450	430	398
Poor or insufficient controls	137	94	58	87
Radiation	50	20	12	26
Residues of veterinary medicinal products	54	86	95	56
TSEs	5	2		

2015 notifications by hazard category and notifying country

Hazard category	AT	BE	BG	CH	CY	CZ	DE	DK	EE	EL	ES	FI	FR	HR	HU	IE	IS	IT	LT	LU	LV	MT	NL	NO	PL	PT	RO	SE	SI	SK	UK	
Adulteration/fraud		2	2		1	3	19	2										3				1	12		2		1	1			49	
Allergens		11			2	4	5	6	1	7	6	5	5	1	13			15				1	10	2	1			11	5	7	24	
Biocontaminants	7	1			1	7			1			8	2					16													1	
Biotoxins (other)		1				2	1					4		1				4					1					1	1	2		
Chemical contamination (other)						3						1		2				2														
Composition	1	2	1	2	3	10	23	6	1		1	2	8			2		4	3	1			5	11	5	2	10	1			14	
Food additives and flavourings	1	2	9		3		3	9	1	3	18	5	6	1	1	3		36	5		6	3	2		4		1	2			4	12
Foreign bodies	2				1	3	18	8	1	2	2	2	1	1		6	2	12			1	1	11	2	10		1	3	5	4	11	
Gmo/novel food	4				1	15						3		1				3	1	2		1			5	5			1		3	
Heavy metals	3	8		4	2	3	11				11	1	17	1	1		126	2				1	4	1	9	2		2	6	1	3	
Industrial contaminants	1	4		1		7	7	2	2	4	1	1	1	1		1		3	5				3		2		1	1	2	2	2	
Labelling absent/incomplete/incorrect	1	1					1				2		1	2	3			6			1	2		1	1		1		1		3	
Migration					2	10	7	1	2	1	1	2	2		1			31			2		3		8				2		2	
Mycotoxins	5	48	15	4	10	1	70	6	1	22	35	5	39	5	1	4		62	4	6	1	1	53	3	13	7	5	4	8	4	53	
Non-pathogenic microorganisms		6				1	3	11		5	10			1				6				1	8		2			4		3	4	
Not determined/other						1						2						3					1	1				1			2	
Organoleptic aspects					1	1	2	1			14							4	4						1	2				5	3	
Packaging defective/incorrect					2	1					1							1					7								5	
Parasitic infestation									2		1	3						1	1								3					
Pathogenic microorganisms	25	55		3	5	6	66	38	2	21	14	13	86		9	1	81	3	1	26	3	105	6	24	4	7	25	1	4	103		
Pesticide residues	10	33	71	12	5	7	23	3	4		10	9	38		9	1	77	1	4		1	28	3	8	7	7	7	7		23		
Poor or insufficient controls					1	2	1			32		5			3			6					3	2		4	1	1			24	
Radiation		1				2	4					3	1					7			1	1	1				3				2	
Residues of veterinary medicinal products	7				3	11	1		2	2	1	8						9	1	4			2					1			8	
TSEs		1	1						2	1	2							10			1											

The coloured cells indicate the country with the highest number of notifications for a given hazard category.

2015 notifications by product category and notifying country

Product category	AT	BE	BG	CH	CY	CZ	DE	DK	EE	EL	ES	FI	FR	HR	HU	IE	IS	IT	LT	LU	LV	MT	NL	NO	PL	PT	RO	SE	SI	SK	UK
Alcoholic beverages					1	1	4				1					1		1					1					1		1	
Bivalve molluscs and products thereof	1	2			1		3	1			4		11			4		22					6			2		1	1	3	
Cephalopods and products thereof					1						11							4							1				1		
Cereals and bakery products	8	6		3	6	3	16	6	1	4	3	5	2	2	2	2	1	20		4	1	6	2	2	1	2	1	2	6	1	11
Cocoa and cocoa preparations, coffee and tea	2	8	2		2	6	1		1	4	4		9	1	1	1	1	4		2			2	6	2	1	2	1	2	2	
Compound feeds	3	1		3	3	3					1	1						7		2											
Confectionery	3			2	2	1	3		2	3	2	2		2	1			3	1			1					2	1	1	4	
Crustaceans and products thereof	2					7	5			8		6	1					14	2			3			1	1	1	1		8	
Dietetic foods, food supplements, fortified foods	4	4	1	2	5	22	1					8	4		3			10	6	2	1	3	10	7	5	2	11	2		9	
Eggs and egg products	1	1					3						1					1			1	5						1	1	1	
Fats and oils			1		1	2				1			1					3	3				3	1	1	1	1	1		4	
Feed additives						1																			1						
Feed materials	9	28	1		1	15	11	1	1	2	9	4	3	1	1	1		10	2		25	1	1	1	1	1	1	8	1	15	
Feed premixtures										1											1										
Fish and fish products	4	7		3	1	2	16	2	4	3	33		34	3	1	1		129	2			2	6	3	7	2	3	3	2	22	
Food additives and flavourings						1		1	1				1					1					1					1		1	
Food contact materials	1			1	4	12	11	1	2	3	1	3	5	1	1	1		76	2		2		6		14			3		3	
Fruits and vegetables	13	23	76	11	5	8	51	15	5	2	20	18	48	2	3	10	1	93	4	2	7	4	41	5	17	6	2	9	7	8	119
Gastropods						2												1													
Herbs and spices	2	17		3	1	3	7	1	1	7	9	6	5	3	1	5		10	1	1	1	21	3	4	3	3	3		1	31	
Honey and royal jelly	1				3	1												1	1				1								
Ices and desserts						1	1											1					1							1	
Meat and meat products (other than poultry)	2	14			3	10	4	2		6	1	26				6		24	1	1	1	18	1	1	2	1	16	11	9		
Milk and milk products	2	3		2		9	3	1					28		1			5				4								1	
Non-alcoholic beverages	2					2	2					2	1		3			2	1				3				1	1		7	
Nuts, nut products and seeds	4	36	16		11	6	54	10		39	46	5	25	1	2			47	3	1	1	52	2	31	5	5	10	8	53		
Other food product/mixed	1	1	1		1	5				1	5							1				4		1			2	1	10		
Pet food	2					11				2	4		1					3									2	1		4	
Poultry meat and poultry meat products	2	17		1	6	6	23			1		19	5	2	4	1		14	1	1	1	3	59	1	1	3	1	1	4		
Prepared dishes and snacks							1			3	1	2			5			1					6				2			9	
Soups, broths, sauces and condiments	1					6	3					1	1		6			4				1	4	2			1			5	
Wine												1			1								2	1							

The coloured cells indicate the country with the highest number of notifications for a given product category.

2015 non-member countries having provided follow-up

Country	Distr	Orig	Other	Follow-ups
Andorra	5			5
United Arab Emirates	16	3	6	
Afghanistan	1	5		
Albania	8	3		2
Armenia	1		1	
Angola	3			
Argentina	2	23	1	6
Australia	7	9		2
Azerbaijan	2	1		
Bosnia and Herzegovina	6	3		7
Bangladesh		6		
Burkina Faso	1			
Bahrain	4			
Benin	2	1		1
Bermuda	1			
Bolivia		5		
Brazil	4	91		61
Belarus	6	25		
Belize		2		1
Canada	9	8	2	
Central African Republic	1			
Congo (Brazzaville)	3			
Côte d'Ivoire		1		
Chile	1	14		
Cameroon		2		
China	4	395	2	1
Colombia		4		
Costa Rica	2			
Cuba	1			
Cape Verde	1	2		
Curaçao	2	1		
Djibouti	1			
Dominican Republic	3	18		5
Algeria	1	3		
Ecuador		13		4
Egypt		77		
Eritrea			1	
Ethiopia		5		
Faeroe Islands	13			4
Gabon	3			
Georgia	4	5		7
Guernsey	3			
Ghana	2	19		1
Gibraltar	4			5
Greenland	8			1
Gambia	1	9		
Guinea		1		
Guadeloupe	1			
Equatorial Guinea	2			
Hong Kong	17	13	21	30
Honduras	1	2		
Indonesia		22	3	2

Country	Distr	Orig	Other	Follow-ups
Infosan			213	
Israel	3	2	1	1
Isle of Man	1			
India	4	278	3	4
Iraq	2			
Iran	1	60	1	
Jersey	4			
Jamaica		1		
Jordan	1	3	1	
Japan	10	3		
Kenya	3	18		1
Kyrgyzstan	1			
Cambodia	1	6		
South Korea	6	15	1	
Kosovo	5			
Kuwait	3	2		
Kazakhstan	4	1		
Laos		10		
Lebanon	1	4	1	4
Sri Lanka		17		
Morocco	7	28		3
Monaco	4		1	1
Moldova	10	1	1	
Montenegro	3			1
Saint Martin	2			
Madagascar		8		
Marshall Islands	1			
former Yugoslav Republic of Macedonia	6	2	1	9
Mali	1			
Macao	2			
Mauritania	1	16		
Mauritius	1	4	1	1
Maldives		1		1
Mexico	1	19		5
Malaysia	2	5		
Mozambique	1	1		
Namibia	1	5	1	
Nigeria	1	40		1
Nicaragua		3		
Nepal		1		
New Zealand	8	5		3
Oman	2			
Panama	3	1		
Peru	1	12		
French Polynesia	3	1		
Papua New Guinea		1		
Philippines	1	11		
Pakistan	3	17		
Paraguay		1		
Qatar	3			
Serbia	11	17		7

Country	Distr	Orig	Other	Follow-ups
Russia	17	12		
Saudi Arabia	2	1		
Seychelles		1		1
Sudan		1		
Singapore	10	1	2	
San Marino	13			
Senegal		7		6
Suriname		1		
El Salvador		1		1
Syria	1	1		
Chad	1			
Togo	2	1		1

Country	Distr	Orig	Other	Follow-ups
Thailand	4	71	1	21
Tunisia	4	23		1
Turkey	2	283	6	5
Taiwan	6	10		3
Ukraine	13	21	2	4
United States	14	89	7	
Uruguay	1			
Uzbekistan		6		
Venezuela		1		
Vietnam	2	87	12	10
Yemen	1	1		
South Africa	4	22	1	4

The first column, 'distribution', shows the number of 2015 notifications for each country to which the Commission's services notified distribution of a product. The second column, 'origin', shows the number of 2015 notifications for each country to which the Commission's services notified a product originating from it. The third column, 'other', gives the number of notifications for which the country was notified for a reason other than origin or distribution, e.g. if the product transited through the country. The fourth column, 'follow-ups', shows the number of follow-ups received from each country in 2015.

2015 notifications by hazard category and risk decision

Hazard category	Undecided	Serious	Not serious
Food contact materials			
Adulteration/fraud	1		3
Composition		3	1
Foreign bodies			1
Heavy metals	30	13	26
Industrial contaminants	4	5	1
Labelling absent/incomplete/incorrect		1	
Migration	27	27	23
Not determined/other	1		1
Organoleptic aspects			3
Packaging defective/incorrect		1	
Food			
Adulteration/fraud	10	9	72
Allergens	11	125	1
Biocontaminants	1	43	
Biotoxins (other)	1	16	1
Chemical contamination (other)	4	2	2
Composition	29	56	20
Food additives and flavourings	15	28	97
Foreign bodies	6	48	52
Gmo/novel food	33	4	8
Heavy metals	7	130	2
Industrial contaminants	3	26	3
Labelling absent/incomplete/incorrect	4	9	12
Mycotoxins	3	472	1
Non-pathogenic microorganisms	4	2	41
Not determined/other	2	7	
Organoleptic aspects	7		28
Packaging defective/incorrect	4	3	9
Parasitic infestation		1	10

Hazard category	Undecided	Serious	Not serious
Pathogenic microorganisms	67	536	34
Pesticide residues	188	133	77
Poor or insufficient controls	10	3	74
Radiation			26
Residues of veterinary medicinal products	12	28	16
Feed			
Adulteration/fraud	2		2
Composition		8	1
Foreign bodies		1	2
Heavy metals	1	2	8
Industrial contaminants	1	3	7
Mycotoxins	1	16	2
Non-pathogenic microorganisms		5	13
Pathogenic microorganisms	1	17	90
Pesticide residues	2		5
Poor or insufficient controls			1
Residues of veterinary medicinal products	1		3
TSEs			21

There are three headers splitting up the data between food contact materials, food and feed. Categories coloured red have predominantly notifications with risk decision 'serious', whereas categories coloured green have mostly notifications concerning a 'non-serious' risk.

HOW TO OBTAIN EU PUBLICATIONS

Free publications:

- one copy:
via EU Bookshop (<http://bookshop.europa.eu>);
- more than one copy or posters/maps:
from the European Union's representations (http://ec.europa.eu/represent_en.htm);
from the delegations in non-EU countries (http://eeas.europa.eu/delegations/index_en.htm);
by contacting the Europe Direct service (http://europa.eu/europedirect/index_en.htm) or
calling 00 800 6 7 8 9 10 11 (freephone number from anywhere in the EU) (*).

(*) The information given is free, as are most calls (though some operators, phone boxes or hotels may charge you).

Priced publications:

- via EU Bookshop (<http://bookshop.europa.eu>).

